

# Amarnath Kamath & Associates Chartered Accountants

## Auditors' Report

The Board of Directors  
Strides Shasun Limited  
Bangalore

We have audited the attached Balance sheet of **Pharmacy Alliance Pty Ltd** a subsidiary of **Strides Shasun Limited (SSL)**, as at March 31, 2017 and the related Statement of Profit and Loss for the year ended on that date, annexed thereto, together referred to as 'Financial Statements'.


These Financials Statements have been prepared by the management of SSL based on the Management reporting package of the Company prepared under Australian Generally Accepted Accounting Principles.

Based on our audit and according to the additional information and explanations furnished to us, we report that:

- We have obtained all the information and explanations which to the best of our knowledge and belief were necessary for the purposes of our audit of the Financial Statements.
- These financial statements set out the information required in Schedule III of the Companies Act, 2013 for the purpose of consolidation of Group accounts.
- In our opinion, necessary adjustments have been made by the management of SSL to ensure that the Financial Statements:
  - Comply with the Accounting Standards referred to in section 133 of the Indian Companies Act, 2013 and
  - Are fit for consolidation into Strides Shasun Limited.

**For Amarnath Kamath & Associates**  
**Chartered Accountants**  
**FRN 000099S**

**V. Narayanan (Partner)**  
**M.No:219265**  
**Date: 10-05-2017**  
**Place: Bangalore**



**Pharmacy Alliance Pty Ltd**  
**BALANCE SHEET AS AT MARCH 31, 2017**

	Note No.	AUD 31-Mar-17
<b>A ASSETS</b>		
<b>I Non-current assets</b>		
(a) Property, Plant and Equipment	1	158,472
(b) Capital Work in Progress		150,462
(g) Financial assets		
(i) Investments		2,017,232
(b) Deferred tax assets (Net)		690,429
<b>Total Non-current assets</b>		<b>3,016,595</b>
<b>II Current assets</b>		
(a) Financial assets		
(i) Trade receivables	2	1,995,107
(ii) Cash and cash equivalents	3	3,651,546
(vi) Other financials assets	4	933,647
(b) Other current assets	5	251,205
<b>Total Current assets</b>		<b>6,831,505</b>
<b>Total Assets</b>		<b>9,848,100</b>
<b>B EQUITY AND LIABILITIES</b>		
<b>1 Equity</b>		
(a) Equity Share capital	6	1,486,018
(b) Other equity	7	1,922,313
<b>Total Equity</b>		<b>3,408,331</b>
<b>II Liabilities</b>		
<b>1 Non-current liabilities</b>		
(a) Financials Liabilities		
(i) Borrowings	8	2,000,000
(b) Provisions	9	983,009
		<b>2,983,009</b>
<b>2 Current liabilities</b>		
(a) Financials Liabilities		
(i) Borrowings	10	447,059
(ii) Trade payables	11	1,707,682
(iii) Other financial liabilities	12	109,310
(b) Other current liabilities	13	397,152
(c) Current tax liabilities	14	795,557
		<b>3,456,760</b>
<b>Total Equity and liabilities</b>		<b>9,848,100</b>

See accompanying notes forming part of the Financial Statements

In terms of our report attached


For Amarnath Kamath & Associates

Chartered Accountants

Firm Registration no. 000099S

*V. Narayanan*

**V Narayanan**  
Partner  
Mem No.: 219265



Place :Bangalore  
Date: May 10, 2017

**Pharmacy Alliance Pty Ltd**  
**STATEMENT OF PROFIT AND LOSS**  
**FOR THE PERIOD ENDED MARCH 31, 2017**

	Note No.	AUD 31-Mar-17
1 Revenue from operations	15	18,199,203
2 Other income	16	37,825
<b>3 Total revenue (1+2)</b>		<b>18,237,028</b>
<b>4 Expenses</b>		
(a) Cost of materials consumed		-
(b) Purchase of stock-in-trade		2,006,821
(c) (Increase) / Decrease in inventories of finished goods, work-in-progress and stock-in-trade		-
(a) Employee benefits expenses	17	7,933,804
(b) Other expenses	18	4,847,870
<b>Total</b>		<b>14,788,495</b>
<b>5 Earning before exceptional items, interest, tax, depreciation and amortisation (EBITDA) (3-4)</b>		<b>3,448,533</b>
6 Finance costs	19	24,830
7 Depreciation and amortisation expense	1	40,396
<b>8 Profit before exceptional items and tax (5-6-7)</b>		<b>3,383,307</b>
9 Exceptional items gain / (loss) (net)		-
<b>10 Profit before tax (8+9)</b>		<b>3,383,307</b>
11 Tax expense	20	981,275
<b>12 Profit for the year (10-11)</b>		<b>2,402,032</b>
<b>13 Other Comprehensive Income</b>		
A) (i) Items that will not be reclassified to profit or loss		-
A) (ii) Income tax relating to items that will not be reclassified to profit or loss		-
B) (i) Items that may be reclassified to profit or loss		-
B) (ii) Income tax relating to items that may be reclassified to profit or loss		-
<b>Total Other comprehensive Income</b>		<b>-</b>
<b>14 Total Comprehensive Income for the period (12+13)</b>		<b>2,402,032</b>



See accompanying notes forming part of the Financial Statements

In terms of our report attached

For Amarnath Kamath & Associates

Chartered Accountants

Firm Registration no. 000099S

**V Narayanan**

Partner

Mem No.: 219265

Place :Bangalore

Date: May 10, 2017

Pharmacy Alliance Pty Ltd  
STATEMENT OF CHANGES IN EQUITY

6 Share capital	AUD
Particulars	31-Mar-17
Authorised	
Total	-
Issued, subscribed and fully paid-up Equity Preference	1,486,018 -
<b>Total</b>	<b>1,486,018</b>



Pharmacy Alliance Pty Ltd  
STATEMENT OF CHANGES IN EQUITY

7 Other equity


AUD

Particulars	31-Mar-17
<b>Securities Premium Account</b>	
Opening Balance	-
Add : Premium on shares issued during the year	-
<b>Closing balance</b>	-
<b>Surplus in Statement of Profit and Loss</b>	
Opening Balance	262,195
Add: Pre acquisition reserve	8,086
Add: (Loss) for the year	2,402,032
Less : Dividend paid	750,000
<b>Closing balance</b>	<b>1,922,313</b>
<b>Share application monies pending allotment</b>	
Opening Balance	-
Add : Monies received during the year	-
Less : Share issued/money refunded during the year	-
<b>Closing balance</b>	-
<b>Other comprehensive income</b>	
<b>Actuarial gain/(loss) on defined benefit obligation</b>	
Opening Balance	-
Add/(less): Other comprehensive income for the year	-
Add/(less): Tax impact on the above	-
<b>Closing balance</b>	-
<b>Total</b>	<b>1,922,313</b>

In terms of our report attached  
For Amarnath Kamath & Associates  
Chartered Accountants  
Firm Registration no. 000099S

*V. Narayanan*

V Narayanan  
Partner  
Mem No.: 219265



Place :Bangalore  
Date: May 10, 2017

Pharmacy Alliance Pty Ltd

Note : 1

Property, plant and equipment as on 31st March 2017

SI No	Description	GROSS BLOCK			DEPRECIATION			NET BLOCK		AUD
		As on 31.03.2016	Additions During the year	Deletions During the Year	As on 31.03.2017	Up to 31.03.2016	For the Year	Deletions During the Year	Up to 31.03.2017	
	<b>TANGIBLE ASSET</b>									
1	FREE HOLD LAND									
2	BUILDING									
3	FURNITURE & FIXTURES	12,006.36	37,976.90	-	49,983	1,931.00	4,980.77	6,912	43,071	
1	Office Equipments & Computers	297,109	98,680	-	395,789	244,973	35,415	280,388	115,400	-
2	Motor Vehicles	-	-	-	-	-	-	-	-	-
	<b>Total Tangible asset</b>	<b>309,116</b>	<b>136,657</b>	<b>-</b>	<b>445,772</b>	<b>246,904</b>	<b>40,396</b>	<b>287,300</b>	<b>158,472</b>	<b>-</b>
	<b>GRAND TOTAL</b>	<b>309,116</b>	<b>136,657</b>	<b>-</b>	<b>445,772</b>	<b>246,904</b>	<b>40,396</b>	<b>287,300</b>	<b>158,472</b>	<b>-</b>

Other intangibles as on 31st March 2017

SI No	Description	GROSS BLOCK			DEPRECIATION			NET BLOCK		AUD
		As on 31.03.2016	Additions During the year	Deletions During the Year	As on 31.03.2017	Up to 31.03.2016	For the Year	Deletions During the Year	Up to 31.03.2017	
	<b>INTANGIBLE ASSETS</b>									
1	Registrations & Brands	-	-	-	-	-	-	-	-	-
2	Software Licences	97,556	-	97,556	-	-	-	-	-	97,556
	<b>Total Intangible asset</b>	<b>97,556</b>	<b>-</b>	<b>97,556</b>	<b>-</b>	<b>-</b>	<b>-</b>	<b>-</b>	<b>-</b>	<b>97,556</b>



Pharmacy Alliance Pty Ltd  
Notes forming part of the financial statements

Note  
No.

2 Trade receivables	AUD	
Particulars	31-Mar-17	
<b>Unsecured, considered good</b>		
- Unsecured considered good		1,995,107
- Doubtful		-
		1,995,107
Less: Provision for doubtful trade receivables		-
		1,995,107
<b>Total</b>		<b>1,995,107</b>

3 Cash and cash equivalents	AUD	
Particulars	31-Mar-17	
Cash in hand		500
Balance with banks in current account		3,651,046
<b>Total</b>		<b>3,651,546</b>

4 Other financial assets	AUD	
Particulars	31-Mar-17	
Loans and advances to related party		800,000
Others		133,647
<b>Total</b>		<b>933,647</b>

5 Other current assets	AUD	
Particulars	31-Mar-17	
<b>Unsecured, considered good</b>		
Advance to supplier		153,717
Prepaid Expenses		97,489
Balances with Government authorities:		
- Service tax credit receivable		-
- others		-
<b>Total</b>		<b>251,205</b>

8 Borrowings	AUD	
Particulars	31-Mar-17	
Others		2,000,000
<b>Total</b>		<b>2,000,000</b>

9 Provisions (non-current)	AUD	
Particulars	31-Mar-17	
Provision for leave salary		983,009
<b>Total</b>		<b>983,009</b>

10 Borrowings	AUD	
Particulars	31-Mar-17	
Others		447,059
<b>Total</b>		<b>447,059</b>

11 Trade payables	AUD	
Particulars	31-Mar-17	
Other than acceptances		1,707,682
<b>Total</b>		<b>1,707,682</b>


12 Other financial liabilities	Amount in INR	
Particulars	31-Mar-17	
Statutory payable		109,310
<b>Total</b>		<b>109,310</b>

13 Other current liabilities	AUD	
Particulars	31-Mar-17	
Payable to related parties		382,300
Advance from customer		14,852
<b>Total</b>		<b>397,152</b>

14 Provisions (current)	AUD	
Particulars	31-Mar-17	
Current tax		795,557
<b>Total</b>		<b>795,557</b>



**Pharmacy Alliance Pty Ltd**  
Notes forming part of the financial statements

Note  
No.

15 Revenue from operations	AUD	
Particulars	31-Mar-17	
Sale of product	2,009,643	
Sale of services	16,189,560	
<b>Total</b>	<b>18,199,203</b>	

16 Other income	AUD	
Particulars	31-Mar-17	
Interest Income	37,825	
<b>Total</b>	<b>37,825</b>	

17 Employee benefit expenses	AUD	
Particulars	31-Mar-17	
Salaries and wages	7,747,620	
Contributions to provident and other funds	-	
Staff welfare	186,184	
<b>Total</b>	<b>7,933,804</b>	

18 Other expenses	AUD	
Particulars	31-Mar-17	
Power, fuel & water	8,271	
Rent	230,992	
Communication charges	224,324	
Repairs & maintenance	-	
- Machinery	25,571	
- Others	489,684	
Insurance	19,065	
Travelling & conveyance	966,289	
Advertisement & Selling expenses	2,381,077	
Commission on sales	(7,019)	
Legal and Professional fees	304,100	
Other expenses	205,516	
<b>Total</b>	<b>4,847,870</b>	

19 Finance cost	AUD	
Particulars	31-Mar-17	
Interest expenses	1,469	
Bank Charges & Commission	23,361	
<b>Total</b>	<b>24,830</b>	

20 Tax expense	AUD	
Particulars	31-Mar-17	
Current tax	1,133,643	
Deferred tax	(152,368)	
<b>Total</b>	<b>981,275</b>	

