



w/o

**Holding of Specified securities**  
**SHAREHOLDING PATTERN AS AT 15 SEPTEMBER 2023 - PRE SCHEME OF ARRANGEMENT (without PAN)**

1.	Name of Listed Entity	STRIDES PHARMA SCIENCE LIMITED	
2.	Scrip Code/Name of Scrip/Class of Security	532531 (BSE)/ STAR (NSE)	
3.	Share Holding Pattern Filed under: Reg. 31(1)(a)/ Reg.31(1)(b)/ Reg.31(1)(c)	Under Regulation 31 (1) (b)	
	a. if under 31(1) (a)/(b) then indicate the report for quater ending	As at 15 September 2023	
	b. if under 31(1)(c) then indicate date of allotment/extinguishment		
4.	<b>Declaration : The Listed entity is required to submit the following declaration to the extent of submission of information:</b>		
	Particulars	YES*	NO*
1	Whether the Listed Entity has issued any partly paid up shares?	-	NO
2	Whether the Listed Entity has issued any Convertible Securities ?	-	NO
3	Whether the Listed Entity has issued any Warrants ?	YES	-
4	Whether the Listed Entity has any shares against which depository receipts are issued?	-	NO
5	Whether the Listed Entity has any shares in locked-in?	YES	-
6	Whether any shares held by promoters are pledge or otherwise encumbered?	YES	-
7	Whether company has equity shares with differential voting rights?	-	NO
8	Whether the listed entity has any significant beneficial owner?	YES	-




Table I - Summary Statement holding of specified securities

Category	Category of Shareholder	No of Shareholders	No of fully paid up equity shares held	No of Partly paid-up equity shares held	No of Shares Underlying Depository Receipts	Total No of Shares Held	Shareholding as a % of total no of shares	Number of Voting Rights held in each class of securities			No of Shares Underlying Outstanding convertible securities	No of Shares Underlying Outstanding Warrants	Shareholding as a % assuming full conversion of convertible Securities (as a percentage of diluted share capital)	Number of Locked in Shares		Number of Shares pledged or otherwise encumbered		Number of equity shares held in dematerialized form	
								No of Voting Rights		Total as a % of (A+B+C)				No.	As a % of total Shares held	No.	As a % of total Shares held		
								Class X	Class Y										Total
(I)	(II)	(III)	(IV)	(V)	(VI)	(VII)	(VIII)	(IX)			(X)	(X)	(XI)	(XII)		(XIII)		(XIV)	
(A)	Promoter & Promoter Group	16	2,50,98,953	-	-	2,50,98,953	27.78	2,50,98,953	-	2,50,98,953	27.78	-	15,47,510	29.00	4,52,490	1.80	1,82,42,460	72.68	2,50,98,953
(B)	Public	1,03,231	6,52,33,901	-	-	6,52,33,901	72.22	6,52,33,901	-	6,52,33,901	72.22	-	-	71.00	-	-	-	-	6,51,28,335
(C)	Non Promoter-Non Public																		
(C1)	Shares underlying DRs	-	-	-	-	-	-	-	-	-	-	-	-	-	-	-	-	-	-
(C2)	Shares held by Employees Trusts	-	-	-	-	-	-	-	-	-	-	-	-	-	-	-	-	-	-
	Total:	1,03,247	9,03,32,854	-	-	9,03,32,854	100.00	9,03,32,854	-	9,03,32,854	100.00	-	15,47,510	100.00	4,52,490	0.50	1,82,42,460	20.19	9,02,27,288



Table II - Statement showing shareholding pattern of the Promoter and Promoter Group

#	Category & Name of the Shareholder	No of Shareholders	No of fully paid up equity shares held	No of Partly paid up equity shares held	No of Shares Underlying Depository Receipts	Total No of Shares Held (VII= IV+V+VI)	Shareholding as a % of total no of shares	Number of Voting Rights held in each class of securities			
								No of Voting Rights		Total as a %	
	(I)	(III)	(IV)	(V)	(VI)	(VII)	(VIII)	Class X	Class Y	Total	
(1)	Indian							(IX)			
(a)	Individuals/Hindu undivided Family	10	39,89,092	-	-	39,89,092	4.42	39,89,092	-	39,89,092	4.42
1	ARUN KUMAR PILLAI	1	19,40,997	-	-	19,40,997	2.15	19,40,997	-	19,40,997	2.15
2	ADITYA ARUN KUMAR	1	58,422	-	-	58,422	0.06	58,422	-	58,422	0.06
3	ANURADHA K R	1	5,470	-	-	5,470	0.01	5,470	-	5,470	0.01
4	HEMALATHA PILLAI	1	66,760	-	-	66,760	0.07	66,760	-	66,760	0.07
5	K R LAKSHMI	1	1,30,365	-	-	1,30,365	0.14	1,30,365	-	1,30,365	0.14
6	K R RAVISHANKAR	1	12,55,593	-	-	12,55,593	1.39	12,55,593	-	12,55,593	1.39
7	PADMAKUMAR KARUNAKARAN PILLAI	1	1,86,485	-	-	1,86,485	0.21	1,86,485	-	1,86,485	0.21
8	RAJITHA GOPALAKRISHNAN	1	60,000	-	-	60,000	0.07	60,000	-	60,000	0.07
9	SAJITHA PILLAI	1	95,000	-	-	95,000	0.11	95,000	-	95,000	0.11
10	VINEETHA MOHANAKUMAR PILLAI	1	1,90,000	-	-	1,90,000	0.21	1,90,000	-	1,90,000	0.21
11	DEEPA ARUN KUMAR		-	-	-	-	0.00	-	-	-	0.00
12	RAJESWARI AMMA		-	-	-	-	0.00	-	-	-	0.00
13	TARINI ARUN KUMAR		-	-	-	-	0.00	-	-	-	0.00
(b)	Central Government/State Government(s)										
(c)	Financial Institutions/Banks										
(d)	Any Other - BODY CORPORATE	6	2,11,09,861	-	-	2,11,09,861	23.37	2,11,09,861	-	2,11,09,861	23.37
14	AMBEMATA SECURITIES	1	4,81,660	-	-	4,81,660	0.53	4,81,660	-	4,81,660	0.53
15	SHASUN ENTERPRISES LLP (FORMERLY, DEVENDRA ESTATES LLP)	1	5,71,529	-	-	5,71,529	0.63	5,71,529	-	5,71,529	0.63
16	PRONOMZ VENTURES LLP	1	1,70,74,132	-	-	1,70,74,132	18.90	1,70,74,132	-	1,70,74,132	18.90
17	SHASUN LEASING AND FINANCE (P) LIMITED	1	10,05,000	-	-	10,05,000	1.11	10,05,000	-	10,05,000	1.11
18	KARUNA BUSINESS SOLUTIONS LLP	1	16,77,540	-	-	16,77,540	1.86	16,77,540	-	16,77,540	1.86
19	AGRAGANYA PRIVATE TRUST (Trustee: BARCLAYS WEALTH TRUSTEES (I) PVT LTD)	1	3,00,000	-	-	3,00,000	0.33	3,00,000	-	3,00,000	0.33
20	ABUSHA INVESTMENT & MANAGEMENT SERVICES LLP		-	-	-	-	0.00	-	-	-	0.00
21	AGNUS CAPITAL LLP		-	-	-	-	0.00	-	-	-	0.00
22	AGNUS HOLDINGS PVT LTD		-	-	-	-	0.00	-	-	-	0.00
23	CHAYADEEP PROPERTIES PRIVATE LTD		-	-	-	-	0.00	-	-	-	0.00
24	KARUNA VENTURES PRIVATE LIMITED		-	-	-	-	0.00	-	-	-	0.00
25	TRIUMPH VENTURE HOLDINGS LLP		-	-	-	-	0.00	-	-	-	0.00
	Sub-Total (A)(1)	16	2,50,98,953	-	-	2,50,98,953	27.78	2,50,98,953	-	2,50,98,953	27.78
(2)	Foreign										
(a)	Individuals (Non-Resident Individuals/Foreign Individuals										
(b)	Government	-	-	-	-	-	-	-	-	-	-
(c)	Institutions	-	-	-	-	-	-	-	-	-	-
(d)	Foreign Portfolio Investor	-	-	-	-	-	-	-	-	-	-
(e)	Any Other	-	-	-	-	-	-	-	-	-	-
	Sub-Total (A)(2)	-	-	-	-	-	-	-	-	-	-
	Total Shareholding of Promoter and Promoter Group (A)=(A)(1)+(A)(2)	16	2,50,98,953	-	-	2,50,98,953	27.78	2,50,98,953	-	2,50,98,953	27.78



Table II - Statement showing shareholding pattern of the Promoter and Promoter Group

#	Category & Name of the Shareholder	No of Shares Underlying Outstanding convertible securities (Including Warrants)	Shareholding as a % assuming full conversion of convertible Securities (as a percentage of diluted share capital)	Number of Locked In Shares		Number of Shares pledged or otherwise encumbered		Number of equity shares held in dematerialized form	Sub-categorization of shares Shareholding (No. of Shares) under		
				No.	As a % of total Shares held	No.	As a % of total Shares held		Sub-Category (i)	Sub-Category (ii)	Sub-Category (iii)
	(I)	(X)	(XI)	(XII)		(XIII)		(XIV)			
(1)	Indian										
(a)	Individuals/Hindu undivided Family	-	4.42	-	-	6,53,688	16.39	39,89,092			
1	ARUN KUMAR PILLAI	-	2.15	-	-	6,53,688	33.68	19,40,997	-	-	-
2	ADITYA ARUN KUMAR	-	0.06	-	-	-	-	58,422	-	-	-
3	ANURADHA K R	-	0.01	-	-	-	-	5,470	-	-	-
4	HEMALATHA PILLAI	-	0.07	-	-	-	-	66,760	-	-	-
5	K R LAKSHMI	-	0.14	-	-	-	-	1,30,365	-	-	-
6	K R RAVISHANKAR	-	1.39	-	-	-	-	12,55,593	-	-	-
7	PADMAKUMAR KARUNAKARAN PILLAI	-	0.21	-	-	-	-	1,86,485	-	-	-
8	RAJITHA GOPALAKRISHNAN	-	0.07	-	-	-	-	60,000	-	-	-
9	SAJITHA PILLAI	-	0.11	-	-	-	-	95,000	-	-	-
10	VINEETHA MOHANAKUMAR PILLAI	-	0.21	-	-	-	-	1,90,000	-	-	-
11	DEEPA ARUN KUMAR	-	0.00	-	-	-	-	-	-	-	-
12	RAJESWARI AMMA	-	0.00	-	-	-	-	-	-	-	-
13	TARINI ARUN KUMAR	-	0.00	-	-	-	-	-	-	-	-
(b)	Central Government/State Government(s)								-	-	-
(c)	Financial Institutions/Banks								-	-	-
(d)	Any Other - BODY CORPORATE	15,47,510	24.81	4,52,490	26.97	1,75,88,772	83.32	2,11,09,861			
14	AMBEMATA SECURITIES	-	0.52	-	-	4,81,000	99.86	4,81,660	-	-	-
15	SHASUN ENTERPRISES LLP (FORMERLY, DEVENDRA ESTATES LLP)	-	0.90	-	-	-	-	5,71,529	-	-	-
16	PRONOMZ VENTURES LLP	-	18.15	-	-	1,50,57,722	88.19	1,70,74,132	-	-	-
17	SHASUN LEASING AND FINANCE (P) LIMITED	-	1.09	-	-	8,25,000	82.09	10,05,000	-	-	-
18	KARUNA BUSINESS SOLUTIONS LLP	15,47,510	3.51	4,52,490	26.97	12,25,050	73.03	16,77,540	-	-	-
19	AGRAGANYA PRIVATE TRUST (Trustee: BARCLAYS WEALTH TRUSTEES (I) PVT LTD)	-	0.33	-	-	-	-	3,00,000	-	-	-
20	ABUSHA INVESTMENT & MANAGEMENT SERVICES LLP	-	0.31	-	-	-	-	-	-	-	-
21	AGNUS CAPITAL LLP	-	0.00	-	-	-	-	-	-	-	-
22	AGNUS HOLDINGS PVT LTD	-	0.00	-	-	-	-	-	-	-	-
23	CHAYADEEP PROPERTIES PRIVATE LTD	-	0.00	-	-	-	-	-	-	-	-
24	KARUNA VENTURES PRIVATE LIMITED	-	0.00	-	-	-	-	-	-	-	-
25	TRIUMPH VENTURE HOLDINGS LLP	-	0.00	-	-	-	-	-	-	-	-
	Sub-Total (A)(1)	15,47,510	29.23	4,52,490	1.80	1,82,42,460	72.68	2,50,98,953			
(2)	Foreign										
(a)	Individuals (Non-Resident Individuals/Foreign Individuals)										
(b)	Government	-	-	-	-	-	-	-	-	-	-
(c)	Institutions	-	-	-	-	-	-	-	-	-	-
(d)	Foreign Portfolio Investor	-	-	-	-	-	-	-	-	-	-
(e)	Any Other	-	-	-	-	-	-	-	-	-	-
	Sub-Total (A)(2)	-	-	-	-	-	-	-			
	Total Shareholding of Promoter and Promoter Group (A)=(A)(1)+(A)(2)	15,47,510	24.81	4,52,490	1.80	1,82,42,460	72.68	2,50,98,953			



Table III - Statement showing shareholding pattern of the Public shareholder

Category	Category & Name of the Shareholder	No of Shareholders	No of fully paid up equity shares held	No of Partly paid-up equity shares held	No of Shares Underlying Depository Receipts	Total No of Shares Held (VII= IV+V+VI)	Shareholding as a % of total no of shares	Number of Voting Rights held in each class of securities			
								No of Voting Rights		Total as a %	
								Class X	Class Y	Total	
(1)	(I)	(III)	(IV)	(V)	(VI)	(VII)	(VIII)	(IX)			
(a)	Mutual Funds	4	1,23,51,266	-	-	1,23,51,266	13.67	1,23,51,266	-	1,23,51,266	13.67
1	ADITYA BIRLA SUN LIFE TRUSTEE PRIVATE LIMITED A/C	1	52,93,121	-	-	52,93,121	5.86	52,93,121	-	52,93,121	5.86
2	QUANT MUTUAL FUND - QUANT ACTIVE FUND	1	49,77,936	-	-	49,77,936	5.51	49,77,936	-	49,77,936	5.51
3	SBI LONG TERM EQUITY FUND	1	20,24,798	-	-	20,24,798	2.24	20,24,798	-	20,24,798	2.24
(b)	Venture Capital Funds	-	-	-	-	-	-	-	-	-	-
(c)	Alternate Investment Funds	3	11,58,725	-	-	11,58,725	1.28	11,58,725	-	11,58,725	1.28
	OMAN INDIA JOINT INVESTMENT FUND II	1	10,11,103	-	-	10,11,103	1.12	10,11,103	-	10,11,103	1.12
(d)	Banks	7	9,141	-	-	9,141	0.01	9,141	-	9,141	0.01
(e)	Insurance Companies	3	41,00,053	-	-	41,00,053	4.54	41,00,053	-	41,00,053	4.54
1	LIFE INSURANCE CORPORATION OF INDIA	1	38,09,806	-	-	38,09,806	4.22	38,09,806	-	38,09,806	4.22
(f)	Provident Funds/Pension Funds	-	-	-	-	-	-	-	-	-	-
(g)	Asset Reconstruction Companies	-	-	-	-	-	-	-	-	-	-
(h)	Sovereign Wealth Funds	2	3,50,391	-	-	3,50,391	0.39	3,50,391	-	3,50,391	0.39
(i)	NBFCs registered with RBI	2	12,525	-	-	12,525	0.01	12,525	-	12,525	0.01
(j)	Other Financial Institutions	-	-	-	-	-	-	-	-	-	-
(k)	Any Other (Specify)	-	-	-	-	-	-	-	-	-	-
	Sub Total (B)(1)	21	1,79,82,101	-	-	1,79,82,101	-	1,79,82,101	-	1,79,82,101	19.91
(2)	Institutions (Foreign)	-	-	-	-	-	-	-	-	-	-
(a)	Foreign Direct Investment	-	-	-	-	-	-	-	-	-	-
(b)	Foreign Venture Capital	-	-	-	-	-	-	-	-	-	-
(c)	Sovereign Wealth Funds	-	-	-	-	-	-	-	-	-	-
(d)	Foreign Portfolio Investors Category I	92	1,53,40,627	-	-	1,53,40,627	16.98	1,53,40,627	-	1,53,40,627	16.98
1	ROUTE ONE OFFSHORE MASTER FUND, L.P.	1	42,77,269	-	-	42,77,269	4.74	42,77,269	-	42,77,269	4.74
2	ROUTE ONE FUND I, L.P.	1	23,81,920	-	-	23,81,920	2.64	23,81,920	-	23,81,920	2.64
3	MORGAN STANLEY ASIA (SINGAPORE) PTE. - ODI	1	9,56,712	-	-	9,56,712	1.06	9,56,712	-	9,56,712	1.06
(e)	Foreign Portfolio Investors Category II	6	3,60,153	-	-	3,60,153	0.40	3,60,153	-	3,60,153	0.40
(f)	Overseas Depositories (holding DRs) (balancing figure)	-	-	-	-	-	-	-	-	-	-
(g)	Any Other (Specify)	-	-	-	-	-	-	-	-	-	-
	Sub Total (B)(2)	98	1,57,00,780	-	-	1,57,00,780	17.38	1,57,00,780	-	1,57,00,780	17.38
(3)	Central Government/State Government(s)/President of India	-	-	-	-	-	-	-	-	-	-
(a)	Central Government/ President of India	-	-	-	-	-	-	-	-	-	-
(b)	State Government/ Governor	-	-	-	-	-	-	-	-	-	-
(c)	Shareholding by Companies or Bodies Corporate where Central / State Government is a promoter	1	8,125	-	-	8,125	0.01	8,125	-	8,125	0.01
	Sub Total (B)(3)	1	8,125	-	-	8,125	0	8,125	-	8,125	0.01
(4)	Non-Institutions	-	-	-	-	-	-	-	-	-	-
(a)	Associate companies / Subsidiaries	-	-	-	-	-	-	-	-	-	-
(b)	Directors and their relatives (excluding independent directors and nominee directors)	1	25,000	-	-	25,000	0.03	25,000	-	25,000	0.03
(c)	Key Managerial Personnel	1	5,096	-	-	5,096	0.01	5,096	-	5,096	0.01
(d)	Relatives of promoters (other than 'immediate relatives' of promoters disclosed under 'Promoter and Promoter Group' category)	-	-	-	-	-	-	-	-	-	-
(e)	Trusts where any person belonging to 'Promoter and Promoter Group' category is 'trustee', 'beneficiary', or 'author of the trust'	-	-	-	-	-	-	-	-	-	-



Table III - Statement showing shareholding pattern of the Public shareholder

Category	Category & Name of the Shareholder	No of Shareholders	No of fully paid up equity shares held	No of Partly paid-up equity shares held	No of Shares Underlying Depository Receipts	Total No of Shares Held (VII= IV+V+VI)	Shareholding as a % of total no of shares	Number of Voting Rights held in each class of securities			
								No of Voting Rights			Total as a %
								Class X	Class Y	Total	
	(I)	(II)	(IV)	(V)	(VI)	(VII)	(VIII)	(IX)			
(f)	Investor Education and Protection Fund (IEPF)	1	1,00,703	-	-	1,00,703	0.11	1,00,703	-	1,00,703	0.11
(g)	Resident Individuals holding nominal share capital up to Rs. 2 lakhs	98,421	1,43,89,763	-	-	1,43,89,763	15.93	1,43,89,763	-	1,43,89,763	15.93
(h)	Resident Individuals holding nominal share capital in excess of Rs. 2 lakhs	84	66,40,864	-	-	66,40,864	7.35	66,40,864	-	66,40,864	7.35
(i)	Non-Resident Indian	1,037	19,24,974	-	-	19,24,974	2.13	19,24,974	-	19,24,974	2.13
	SATPAL KHATTAR	1	15,60,032	-	-	15,60,032	1.73	15,60,032	-	15,60,032	1.73
(j)	Foreign Nationals	2	62,232	-	-	62,232	0.07	62,232	-	62,232	0.07
(k)	Foreign Companies	1	21,000	-	-	21,000	0.02	21,000	-	21,000	0.02
(l)	Bodies Corporate	643	63,86,697	-	-	63,86,697	7.07	63,86,697	-	63,86,697	7.07
	CAPRI GLOBAL HOLDINGS PRIVATE LIMITED	1	12,00,000	-	-	12,00,000	1.33	12,00,000	-	12,00,000	1.33
(m)	Any Other	2,920	19,86,566	-	-	19,86,566	2.20	19,86,566	-	19,86,566	2.20
	Clearing Members	10	11,569	-	-	11,569	0.01	11,569	-	11,569	0.01
	Directors	3	1,26,377	-	-	1,26,377	0.14	1,26,377	-	1,26,377	0.14
	H U F	2,223	13,52,976	-	-	13,52,976	1.50	13,52,976	-	13,52,976	1.50
	Non Resident Indian Non-Repatriable	683	4,95,309	-	-	4,95,309	0.55	4,95,309	-	4,95,309	0.55
	Trusts	1	335	-	-	335	0.00	335	-	335	0.00
	<b>Sub Total (B)(4)</b>	<b>1,03,111</b>	<b>3,15,42,895</b>	<b>-</b>	<b>-</b>	<b>3,15,42,895</b>	<b>34.92</b>	<b>3,15,42,895</b>	<b>-</b>	<b>3,15,42,895</b>	<b>34.92</b>
	<b>Total Public Shareholding (B) = (B)(1)+(B)(2)+(B)(3)+B(4)</b>	<b>1,03,231</b>	<b>6,52,33,901</b>	<b>-</b>	<b>-</b>	<b>6,52,33,901</b>	<b>72.22</b>	<b>6,52,33,901</b>	<b>-</b>	<b>6,52,33,901</b>	<b>72.22</b>



Table III - Statement showing shareholding pattern of the Public shareholder

Category	Category & Name of the Shareholder	No of Shares Underlying Outstanding convertible securities (including Warrants)	Shareholding as a % assuming full conversion of convertible Securities (as a percentage of diluted share capital)	Number of Locked in Shares		Number of Shares pledged or otherwise encumbered		Number of equity shares held in dematerialized form	Sub-categorization of shares		
				No.	As a % of total Shares held	No.	As a % of total Shares held		Shareholding (No. of shares) under		
									Sub category (i)	Sub category (ii)	Sub category (iii)
	(I)	(X)	(XI)	(XII)		(XIII)		(XIV)			
(1)	Institutions (Domestic)										
(a)	Mutual Funds	-	13.67	-	-	-	-	1,23,51,266	0	0	0
1	ADITYA BIRLA SUN LIFE TRUSTEE PRIVATE LIMITED A/C	-	5.86	-	-	-	-	52,93,121	0	0	0
2	QUANT MUTUAL FUND - QUANT ACTIVE FUND	-	5.51	-	-	-	-	49,77,936	0	0	0
3	SBI LONG TERM EQUITY FUND	-	2.24	-	-	-	-	20,24,798	0	0	0
(b)	Venture Capital Funds	-	-	-	-	-	-	-	0	0	0
(c)	Alternate Investment Funds	-	1.28	-	-	-	-	11,58,725	0	0	0
	OMAN INDIA JOINT INVESTMENT FUND II	-	1.12	-	-	-	-	10,11,103	0	0	0
(d)	Banks	-	0.01	-	-	-	-	8,115	0	0	0
(e)	Insurance Companies	-	4.54	-	-	-	-	41,00,053	0	0	0
1	LIFE INSURANCE CORPORATION OF INDIA	-	4.22	-	-	-	-	38,09,806	0	0	0
(f)	Provident Funds/Pension Funds	-	-	-	-	-	-	-	0	0	0
(g)	Asset Reconstruction Companies	-	-	-	-	-	-	-	0	0	0
(h)	Sovereign Wealth Funds	-	0.39	-	-	-	-	3,50,391	0	0	0
(i)	NBFCs registered with RBI	-	0.01	-	-	-	-	12,525	0	0	0
(j)	Other Financial institutions	-	-	-	-	-	-	-	0	0	0
(k)	Any Other (Specify)	-	-	-	-	-	-	-	0	0	0
	Sub Total (B)(1)	-	-	-	-	-	-	1,79,81,075	0	0	0
(2)	Institutions (Foreign)										
(a)	Foreign Direct Investment	-	-	-	-	-	-	-	0	0	0
(b)	Foreign Venture Capital	-	-	-	-	-	-	-	0	0	0
(c)	Sovereign Wealth Funds	-	-	-	-	-	-	-	0	0	0
(d)	Foreign Portfolio Investors Category I	-	16.98	-	-	-	-	1,53,40,627	0	0	0
1	ROUTE ONE OFFSHORE MASTER FUND, L.P.	-	4.74	-	-	-	-	42,77,269	0	0	0
2	ROUTE ONE FUND I, L.P.	-	2.64	-	-	-	-	23,81,920	0	0	0
3	MORGAN STANLEY ASIA (SINGAPORE) PTE. - ODI	-	1.06	-	-	-	-	9,56,712	0	0	0
(e)	Foreign Portfolio Investors Category II	-	0.40	-	-	-	-	3,60,153	0	0	0
(f)	Overseas Depositories (holding DRs) (balancing figure)	-	-	-	-	-	-	-	0	0	0
(g)	Any Other (Specify)	-	-	-	-	-	-	-	0	0	0
	Sub Total (B)(2)	-	17.38	-	-	-	-	1,57,00,780	0	0	0
(3)	Central Government/State Government(s)/President of India	-	-	-	-	-	-	-			
(a)	Central Government/ President of India	-	-	-	-	-	-	-	0	0	0
(b)	State Government/ Governor	-	-	-	-	-	-	-	0	0	0
(c)	Shareholding by Companies or Bodies Corporate where Central / State Government is a promoter	-	0.01	-	-	-	-	8,125	0	0	0
	Sub Total (B)(3)	-	-	-	-	-	-	8,125	0	0	0
(4)	Non-Institutions										
(a)	Associate companies / Subsidiaries	-	-	-	-	-	-	-	0	0	0
(b)	Directors and their relatives (excluding independent directors and nominee directors)	-	0.03	-	-	-	-	25,000	0	0	0
(c)	Key Managerial Personnel	-	0.01	-	-	-	-	5,096	0	0	0
(d)	Relatives of promoters (other than 'immediate relatives' of promoters disclosed under 'Promoter and Promoter Group' category)	-	-	-	-	-	-	-	0	0	0
(e)	Trusts where any person belonging to 'Promoter and Promoter Group' category is 'trustee', 'beneficiary', or 'author of the trust'	-	-	-	-	-	-	-	0	0	0





Table III - Statement showing shareholding pattern of the Public shareholder

Category	Category & Name of the Shareholder	No of Shares Underlying Outstanding convertible securities (Including Warrants)	Shareholding as a % assuming full conversion of convertible Securities (as a percentage of diluted share capital)	Number of Locked in Shares		Number of Shares pledged or otherwise encumbered		Number of equity shares held in dematerialized form	Sub-categorization of shares		
				No.	As a % of total Shares held	No.	As a % of total Shares held		Shareholding (No. of shares) under		
									Sub category (i)	Sub category (ii)	Sub category (iii)
	(I)	(X)	(XI)	(XII)		(XIII)		(XIV)			
(f)	Investor Education and Protection Fund (IEPF)	-	0.11	-	-	-	-	1,00,703	0	0	0
(g)	Resident Individuals holding nominal share capital up to Rs. 2 lakhs	-	15.93	-	-	-	-	1,42,89,014	0	0	0
(h)	Resident Individuals holding nominal share capital in excess of Rs. 2 lakhs	-	7.35	-	-	-	-	66,40,864	0	0	0
(i)	Non-Resident Indian	-	2.13	-	-	-	-	19,22,613			
	SATPAL KHATTAR	-	1.73	-	-	-	-	15,60,032	0	0	0
(j)	Foreign Nationals	-	0.07	-	-	-	-	62,232	0	0	0
(k)	Foreign Companies	-	0.02	-	-	-	-	21,000	0	0	0
(l)	Bodies Corporate	-	7.07	-	-	-	-	63,85,267	0	0	0
	CAPRI GLOBAL HOLDINGS PRIVATE LIMITED	-	1.33	-	-	-	-	12,00,000	0	0	0
(m)	Any Other	-	2.20	-	-	-	-	19,86,566			
	Clearing Members	-	0.01	-	-	-	-	11,569			
	Directors	-	0.14	-	-	-	-	1,26,377	0	0	0
	H U F	-	1.50	-	-	-	-	13,52,976	0	0	0
	Non Resident Indian Non-Repatriable	-	0.55	-	-	-	-	4,95,309			
	Trusts	-	0.00	-	-	-	-	335	0	0	0
	Sub Total (B)(4)	-	0.00	-	-	-	-	3,14,38,355	0	0	0
	Total Public Shareholding (B) = (B)(1)+(B)(2)+(B)(3)+(B)(4)	-	34.92	-	-	-	-	6,51,28,385	-	-	-





Details of the shareholders acting as persons in Concert including their Shareholding:			
Name of Shareholder	Name of PAC	No of shares	Holding%
Total:		0	0



Details of Shares which remain unclaimed may be given hear along with details such as number of	
No of Shareholders	No of shares
1,038	65,148



Table IV - Statement showing shareholding pattern of the Non Promoter - Non Public Shareholder

Category	Category & Name of the Shareholder	PAN	No of Shareholders	No of fully paid up equity shares held	No of Partly paid-up equity shares held	No of Shares Underlying Depository Receipts	Total No of Shares Held (IV+V+VI)	Shareholding as a % of total no of shares (A+B+C2)	Number of Voting Rights held in each class of securities			No of Shares Underlying Outstanding convertible securities (Including Warrants)	Shareholding as a % assuming full conversion of convertible Securities (as a percentage of diluted share capital)	Number of Locked in Shares		Number of Shares pledged or otherwise encumbered		Number of equity shares held in dematerialized form
									No of Voting Rights		Total as a % of (A+B+C)			No.	As a % of total	No.	As a % of total	
									Class X	Class Y	Total							
	(I)	(II)	(III)	(IV)	(V)	(VI)	(VII)	(VIII)	(IX)			(X)	(XI)	(XII)		(XIII)		(XIV)
(1)	Custodian/DR Holder		-	-	-	-	-	-	-	-	-	-	-	-	-	-	-	-
(2)	Employee Benefit Trust (under SEBI(Share based Employee Benefit) Regulations 2014)		-	-	-	-	-	-	-	-	-	-	-	-	-	-	-	-
	Total Non-Promoter-Non Public Shareholding (C) = (C)(1)+(C)(2)		-	-	-	-	-	-	-	-	-	-	-	-	-	-	-	-



Table V - Statement showing shareholding pattern of the Significant Beneficiary Owner (SBO)


#	Name	Passport No. in case of a foreign national	Nationality	Details of holding/ exercise of right of the SBO in the reporting					Date of creation / acquisition of significant beneficial interest
				Shares	Voting rights	Rights on distributable dividend or any other distribution	Exercise of control	Exercise of significant influence	
1	Arun Kumar Pillai	NA	Indian	22.91	0	0			
A	Arun Kumar Pillai	NA	Indian	2.15	0	0	No	No	20-Oct-11
B	Pronomz Ventures LLP	NA	Indian	18.90	0	0	No	No	20-Oct-11
C	Karuna Business Solutions LLP	NA	Indian	1.86	0	0	No	No	20-Oct-11
2	K R Ravishankar	NA	Indian	20.62	0	0			
A	K R Ravishankar	NA	Indian	1.39	0	0	No	No	20-Oct-11
B	Pronomz Ventures LLP	NA	Indian	18.90	0	0	No	No	20-Oct-11
C	Araganya Private Trust	NA	Indian	0.33	0	0	No	No	14-Mar-22



Table VI - Statement showing foreign ownership limits

	Board approved limits	Limits utilized
As on shareholding date: 15-Sep-2023	49.00	19.60
As on shareholding date 1st quarter: 30-Jun-2023	49.00	18.96
As on the end of previous 2nd quarter: 31-Mar-23	49.00	21.08
As on the end of previous 3rd quarter: 31-Dec-2022	49.00	21.24
As on the end of previous 4th quarter: 30-Sep-22	49.00	23.68





W/o

## Holding of Specified securities

## SHAREHOLDING PATTERN AS AT 15 SEPTEMBER 2023 - POST SCHEME OF ARRANGEMENT (without PAN)

1.	Name of Listed Entity	STRIDES PHARMA SCIENCE LIMITED	
2.	Scrip Code/Name of Scrip/Class of Security	532531 (BSE)/ STAR (NSE)	
3.	Share Holding Pattern Filed under: Reg. 31(1)(a)/ Reg.31(1)(b)/ Reg.31(1)(c)	Under Regulation 31 (1) (b)	
	a. if under 31(1) (a)/(b) then indicate the report for quater ending	As at 15 September 2023	
	b. if under 31(1)(c) then indicate date of allotment/extinguishment		
4.	<b>Declaration : The Listed entity is required to submit the following declaration to the extent of submission of information:</b>		
	Particulars	YES*	NO*
1	Whether the Listed Entity has issued any partly paid up shares?	-	NO
2	Whether the Listed Entity has issued any Convertible Securities ?	-	NO
3	Whether the Listed Entity has issued any Warrants ?	YES	-
4	Whether the Listed Entity has any shares against which depository receipts are issued?	-	NO
5	Whether the Listed Entity has any shares in locked-in?	YES	-
6	Whether any shares held by promoters are pledge or otherwise encumbered?	YES	-
7	Whether company has equity shares with differential voting rights?	-	NO
8	Whether the listed entity has any significant beneficial owner?	YES	-




Table I - Summary Statement holding of specified securities

Category	Category of Shareholder	No of Shareholders	No of fully paid up equity shares held	No of Partly paid-up equity shares held	No of Shares Underlying Depository Receipts	Total No of Shares Held	Shareholding as a % of total no of shares	Number of Voting Rights held in each class of securities			No of Shares Underlying Outstanding convertible securities	No of Shares Underlying Outstanding Warrants	Shareholding as a % assuming full conversion of convertible Securities (as a percentage of diluted share capital)	Number of Locked In Shares		Number of Shares pledged or otherwise encumbered		Number of equity shares held in dematerialized form	
								No of Voting Rights		Total as a % of (A+B+C)				No.	As a % of total Shares held	No.	As a % of total Shares held		
								Class X	Class Y	Total									
(I)	(II)	(III)	(IV)	(V)	(VI)	(VII)	(VIII)	(IX)			(X)	(X)	(XI)	(XII)		(XIII)		(XIV)	
(A)	Promoter & Promoter Group	16	2,50,98,953	-	-	2,50,98,953	27.78	2,50,98,953	-	2,50,98,953	27.78	-	15,47,510	29.00	4,52,490	1.80	1,82,42,460	72.68	2,50,98,953
(B)	Public	1,03,231	6,52,33,901	-	-	6,52,33,901	72.22	6,52,33,901	-	6,52,33,901	72.22	-	-	71.00	-	-	-	-	6,51,28,335
(C)	Non Promoter-Non Public																		
(C1)	Shares underlying DRs	-	-	-	-	-	-	-	-	-	-	-	-	-	-	-	-	-	-
(C2)	Shares held by Employees Trusts	-	-	-	-	-	-	-	-	-	-	-	-	-	-	-	-	-	-
	Total:	1,03,247	9,03,32,854	-	-	9,03,32,854	100.00	9,03,32,854	-	9,03,32,854	100.00	-	15,47,510	100.00	4,52,490	0.50	1,82,42,460	20.19	9,02,27,288



Table II - Statement showing shareholding pattern of the Promoter and Promoter Group

#	Category & Name of the Shareholder	No of Shareholders	No of fully paid up equity shares held	No of Partly paid up equity shares held	No of Shares Underlying Depository Receipts	Total No of Shares Held (VII= IV+V+VI)	Shareholding as a % of total no of shares	Number of Voting Rights held in each class of securities			
								No of Voting Rights		Total as a %	
								Class X	Class Y	Total	
	(I)	(III)	(IV)	(V)	(VI)	(VII)	(VIII)	(IX)			
(1)	Indian										
(a)	Individuals/Hindu undivided Family	10	39,89,092	-	-	39,89,092	4.42	39,89,092	-	39,89,092	4.42
1	ARUN KUMAR PILLAI	1	19,40,997	-	-	19,40,997	2.15	19,40,997	-	19,40,997	2.15
2	ADITYA ARUN KUMAR	1	58,422	-	-	58,422	0.06	58,422	-	58,422	0.06
3	ANURADHA K R	1	5,470	-	-	5,470	0.01	5,470	-	5,470	0.01
4	HEMALATHA PILLAI	1	66,760	-	-	66,760	0.07	66,760	-	66,760	0.07
5	K R LAKSHMI	1	1,30,365	-	-	1,30,365	0.14	1,30,365	-	1,30,365	0.14
6	K R RAVISHANKAR	1	12,55,593	-	-	12,55,593	1.39	12,55,593	-	12,55,593	1.39
7	PADMAKUMAR KARUNAKARAN PILLAI	1	1,86,485	-	-	1,86,485	0.21	1,86,485	-	1,86,485	0.21
8	RAJITHA GOPALAKRISHNAN	1	60,000	-	-	60,000	0.07	60,000	-	60,000	0.07
9	SAJITHA PILLAI	1	95,000	-	-	95,000	0.11	95,000	-	95,000	0.11
10	VINEETHA MOHANAKUMAR PILLAI	1	1,90,000	-	-	1,90,000	0.21	1,90,000	-	1,90,000	0.21
11	DEEPA ARUN KUMAR	-	-	-	-	-	0.00	-	-	-	0.00
12	RAJESWARI AMMA	-	-	-	-	-	0.00	-	-	-	0.00
13	TARINI ARUN KUMAR	-	-	-	-	-	0.00	-	-	-	0.00
(b)	Central Government/State Government(s)										
(c)	Financial Institutions/Banks										
(d)	Any Other - BODY CORPORATE	6	2,11,09,861	-	-	2,11,09,861	23.37	2,11,09,861	-	2,11,09,861	23.37
14	AMBEMATA SECURITIES	1	4,81,660	-	-	4,81,660	0.53	4,81,660	-	4,81,660	0.53
15	SHASUN ENTERPRISES LLP (FORMERLY, DEVENDRA ESTATES LLP)	1	5,71,529	-	-	5,71,529	0.63	5,71,529	-	5,71,529	0.63
16	PRONOMZ VENTURES LLP	1	1,70,74,132	-	-	1,70,74,132	18.90	1,70,74,132	-	1,70,74,132	18.90
17	SHASUN LEASING AND FINANCE (P) LIMITED	1	10,05,000	-	-	10,05,000	1.11	10,05,000	-	10,05,000	1.11
18	KARUNA BUSINESS SOLUTIONS LLP	1	16,77,540	-	-	16,77,540	1.86	16,77,540	-	16,77,540	1.86
19	AGRAGANYA PRIVATE TRUST (Trustee: BARCLAYS WEALTH TRUSTEES (I) PVT LTD)	1	3,00,000	-	-	3,00,000	0.33	3,00,000	-	3,00,000	0.33
20	ABUSHA INVESTMENT & MANAGEMENT SERVICES LLP	-	-	-	-	-	0.00	-	-	-	0.00
21	AGNUS CAPITAL LLP	-	-	-	-	-	0.00	-	-	-	0.00
22	AGNUS HOLDINGS PVT LTD	-	-	-	-	-	0.00	-	-	-	0.00
23	CHAYADEEP PROPERTIES PRIVATE LTD	-	-	-	-	-	0.00	-	-	-	0.00
24	KARUNA VENTURES PRIVATE LIMITED	-	-	-	-	-	0.00	-	-	-	0.00
25	TRIUMPH VENTURE HOLDINGS LLP	-	-	-	-	-	0.00	-	-	-	0.00
	Sub-Total (A)(1)	16	2,50,98,953	-	-	2,50,98,953	27.78	2,50,98,953	-	2,50,98,953	27.78
(2)	Foreign										
(a)	Individuals (Non-Resident Individuals/Foreign Individuals)										
(b)	Government	-	-	-	-	-	-	-	-	-	-
(c)	Institutions	-	-	-	-	-	-	-	-	-	-
(d)	Foreign Portfolio Investor	-	-	-	-	-	-	-	-	-	-
(e)	Any Other	-	-	-	-	-	-	-	-	-	-
	Sub-Total (A)(2)	-	-	-	-	-	-	-	-	-	-
	Total Shareholding of Promoter and Promoter Group (A)=(A)(1)+(A)(2)	16	2,50,98,953	-	-	2,50,98,953	27.78	2,50,98,953	-	2,50,98,953	27.78





Table II - Statement showing shareholding pattern of the Promoter and Promoter Group

#	Category & Name of the Shareholder	No of Shares Underlying Outstanding convertible securities (Including Warrants)	Shareholding as a % assuming full conversion of convertible Securities (as a percentage of diluted share capital)	Number of Locked in Shares		Number of Shares pledged or otherwise encumbered		Number of equity shares held in dematerialized form	Sub-categorization of shares Shareholding (No. of Shares) under		
				No.	As a % of total Shares held	No.	As a % of total Shares held		Sub-Category (i)	Sub-Category (ii)	Sub-Category (iii)
	(I)	(X)	(XI)	(XII)		(XIII)		(XIV)			
(1)	Indian										
(a)	Individuals/Hindu undivided Family	-	4.42	-	-	6,53,688	16.39	39,89,092			
1	ARUN KUMAR PILLAI	-	2.15	-	-	6,53,688	33.68	19,40,997	-	-	-
2	ADITYA ARUN KUMAR	-	0.06	-	-	-	-	58,422	-	-	-
3	ANURADHA K R	-	0.01	-	-	-	-	5,470	-	-	-
4	HEMALATHA PILLAI	-	0.07	-	-	-	-	66,760	-	-	-
5	K R LAKSHMI	-	0.14	-	-	-	-	1,30,365	-	-	-
6	K R RAVISHANKAR	-	1.39	-	-	-	-	12,55,593	-	-	-
7	PADMAKUMAR KARUNAKARAN PILLAI	-	0.21	-	-	-	-	1,86,485	-	-	-
8	RAJITHA GOPALAKRISHNAN	-	0.07	-	-	-	-	60,000	-	-	-
9	SAJITHA PILLAI	-	0.11	-	-	-	-	95,000	-	-	-
10	VINEETHA MOHANAKUMAR PILLAI	-	0.21	-	-	-	-	1,90,000	-	-	-
11	DEEPA ARUN KUMAR	-	0.00	-	-	-	-	-	-	-	-
12	RAJESWARI AMMA	-	0.00	-	-	-	-	-	-	-	-
13	TARINI ARUN KUMAR	-	0.00	-	-	-	-	-	-	-	-
(b)	Central Government/State Government(s)								-	-	-
(c)	Financial Institutions/Banks								-	-	-
(d)	Any Other - BODY CORPORATE	15,47,510	24.81	4,52,490	26.97	1,75,88,772	83.32	2,11,09,861			
14	AMBEMATA SECURITIES	-	0.52	-	-	4,81,000	99.86	4,81,660	-	-	-
15	SHASUN ENTERPRISES LLP (FORMERLY, DEVENDRA ESTATES LLP)	-	0.90	-	-	-	-	5,71,529	-	-	-
16	PRONOMZ VENTURES LLP	-	18.15	-	-	1,50,57,722	88.19	1,70,74,132	-	-	-
17	SHASUN LEASING AND FINANCE (P) LIMITED	-	1.09	-	-	8,25,000	82.09	10,05,000	-	-	-
18	KARUNA BUSINESS SOLUTIONS LLP	15,47,510	3.51	4,52,490	26.97	12,25,050	73.03	16,77,540	-	-	-
19	AGRAGANYA PRIVATE TRUST (Trustee: BARCLAYS WEALTH TRUSTEES (I) PVT LTD)	-	0.33	-	-	-	-	3,00,000	-	-	-
20	ABUSHA INVESTMENT & MANAGEMENT SERVICES LLP	-	0.31	-	-	-	-	-	-	-	-
21	AGNUS CAPITAL LLP	-	0.00	-	-	-	-	-	-	-	-
22	AGNUS HOLDINGS PVT LTD	-	0.00	-	-	-	-	-	-	-	-
23	CHAYADEEP PROPERTIES PRIVATE LTD	-	0.00	-	-	-	-	-	-	-	-
24	KARUNA VENTURES PRIVATE LIMITED	-	0.00	-	-	-	-	-	-	-	-
25	TRIUMPH VENTURE HOLDINGS LLP	-	0.00	-	-	-	-	-	-	-	-
	Sub-Total (A)(1)	15,47,510	29.23	4,52,490	1.80	1,82,42,460	72.68	2,50,98,953			
(2)	Foreign										
(a)	Individuals (Non-Resident Individuals/Foreign Individuals)										
(b)	Government	-	-	-	-	-	-	-	-	-	-
(c)	Institutions	-	-	-	-	-	-	-	-	-	-
(d)	Foreign Portfolio Investor	-	-	-	-	-	-	-	-	-	-
(e)	Any Other	-	-	-	-	-	-	-	-	-	-
	Sub-Total (A)(2)	-	-	-	-	-	-	-			
	Total Shareholding of Promoter and Promoter Group (A)=(A)(1)+(A)(2)	15,47,510	24.81	4,52,490	1.80	1,82,42,460	72.68	2,50,98,953			



Table III - Statement showing shareholding pattern of the Public shareholder

Category	Category & Name of the Shareholder	No of Shareholders	No of fully paid up equity shares held	No of Partly paid-up equity shares held	No of Shares Underlying Depository Receipts	Total No of Shares Held (VII= IV+V+VI)	Shareholding as a % of total no of shares	Number of Voting Rights held in each class of securities			
								No of Voting Rights		Total as a %	
								Class X	Class Y	Total	
	(I)	(III)	(IV)	(V)	(VI)	(VII)	(VIII)	(IX)			
(1)	Institutions (Domestic)										
(a)	Mutual Funds	4	1,23,51,266	-	-	1,23,51,266	13.67	1,23,51,266	-	1,23,51,266	13.67
1	ADITYA BIRLA SUN LIFE TRUSTEE PRIVATE LIMITED A/C	1	52,93,121	-	-	52,93,121	5.86	52,93,121	-	52,93,121	5.86
2	QUANT MUTUAL FUND - QUANT ACTIVE FUND	1	49,77,936	-	-	49,77,936	5.51	49,77,936	-	49,77,936	5.51
3	SBI LONG TERM EQUITY FUND	1	20,24,798	-	-	20,24,798	2.24	20,24,798	-	20,24,798	2.24
(b)	Venture Capital Funds	-	-	-	-	-	-	-	-	-	-
(c)	Alternate Investment Funds	3	11,58,725	-	-	11,58,725	1.28	11,58,725	-	11,58,725	1.28
	OMAN INDIA JOINT INVESTMENT FUND II	1	10,11,103	-	-	10,11,103	1.12	10,11,103	-	10,11,103	1.12
(d)	Banks	7	9,141	-	-	9,141	0.01	9,141	-	9,141	0.01
(e)	Insurance Companies	3	41,00,053	-	-	41,00,053	4.54	41,00,053	-	41,00,053	4.54
1	LIFE INSURANCE CORPORATION OF INDIA	1	38,09,806	-	-	38,09,806	4.22	38,09,806	-	38,09,806	4.22
(f)	Provident Funds/Pension Funds	-	-	-	-	-	-	-	-	-	-
(g)	Asset Reconstruction Companies	-	-	-	-	-	-	-	-	-	-
(h)	Sovereign Wealth Funds	2	3,50,391	-	-	3,50,391	0.39	3,50,391	-	3,50,391	0.39
(i)	NBFCs registered with RBI	2	12,525	-	-	12,525	0.01	12,525	-	12,525	0.01
(j)	Other Financial Institutions	-	-	-	-	-	-	-	-	-	-
(k)	Any Other (Specify)	-	-	-	-	-	-	-	-	-	-
	Sub Total (B)(1)	21	1,79,82,101	-	-	1,79,82,101	-	1,79,82,101	-	1,79,82,101	19.91
(2)	Institutions (Foreign)										
(a)	Foreign Direct Investment	-	-	-	-	-	-	-	-	-	-
(b)	Foreign Venture Capital	-	-	-	-	-	-	-	-	-	-
(c)	Sovereign Wealth Funds	-	-	-	-	-	-	-	-	-	-
(d)	Foreign Portfolio Investors Category I	92	1,53,40,627	-	-	1,53,40,627	16.98	1,53,40,627	-	1,53,40,627	16.98
1	ROUTE ONE OFFSHORE MASTER FUND, L.P.	1	42,77,269	-	-	42,77,269	4.74	42,77,269	-	42,77,269	4.74
2	ROUTE ONE FUND I, L.P.	1	23,81,920	-	-	23,81,920	2.64	23,81,920	-	23,81,920	2.64
3	MORGAN STANLEY ASIA (SINGAPORE) PTE. - ODI	1	9,56,712	-	-	9,56,712	1.06	9,56,712	-	9,56,712	1.06
(e)	Foreign Portfolio Investors Category II	6	3,60,153	-	-	3,60,153	0.40	3,60,153	-	3,60,153	0.40
(f)	Overseas Depositories (holding DRs) (balancing figure)	-	-	-	-	-	-	-	-	-	-
(g)	Any Other (Specify)	-	-	-	-	-	-	-	-	-	-
	Sub Total (B)(2)	98	1,57,00,780	-	-	1,57,00,780	17.38	1,57,00,780	-	1,57,00,780	17.38
(3)	Central Government/State Government(s)/President of India	-	-	-	-	-	-	-	-	-	-
(a)	Central Government/ President of India	-	-	-	-	-	-	-	-	-	-
(b)	State Government/ Governor	-	-	-	-	-	-	-	-	-	-
(c)	Shareholding by Companies or Bodies Corporate where Central / State Government is a promoter	1	8,125	-	-	8,125	0.01	8,125	-	8,125	0.01
	Sub Total (B)(3)	1	8,125	-	-	8,125	0	8,125	-	8,125	0.01
(4)	Non-institutions										
(a)	Associate companies / Subsidiaries	-	-	-	-	-	-	-	-	-	-
(b)	Directors and their relatives (excluding independent directors and nominee directors)	1	25,000	-	-	25,000	0.03	25,000	-	25,000	0.03
(c)	Key Managerial Personnel	1	5,096	-	-	5,096	0.01	5,096	-	5,096	0.01
(d)	Relatives of promoters (other than 'immediate relatives' of promoters disclosed under 'Promoter and Promoter Group' category)	-	-	-	-	-	-	-	-	-	-
(e)	Trusts where any person belonging to 'Promoter and Promoter Group' category is 'trustee', 'beneficiary', or 'author of the trust'	-	-	-	-	-	-	-	-	-	-



Table III - Statement showing shareholding pattern of the Public shareholder

Category	Category & Name of the Shareholder	No of Shareholders	No of fully paid up equity shares held	No of Partly paid-up equity shares held	No of Shares Underlying Depository Receipts	Total No of Shares Held (VII= IV+V+VI)	Shareholding as a % of total no of shares	Number of Voting Rights held in each class of securities			
								No of Voting Rights		Total as a %	
								Class X	Class Y	Total	
	(I)	(III)	(IV)	(V)	(VI)	(VII)	(VIII)	(IX)			
(f)	Investor Education and Protection Fund (IEPF)	1	1,00,703	-	-	1,00,703	0.11	1,00,703	-	1,00,703	0.11
(g)	Resident Individuals holding nominal share capital up to Rs. 2 lakhs	98,421	1,43,89,763	-	-	1,43,89,763	15.93	1,43,89,763	-	1,43,89,763	15.93
(h)	Resident Individuals holding nominal share capital in excess of Rs. 2 lakhs	84	66,40,864	-	-	66,40,864	7.35	66,40,864	-	66,40,864	7.35
(i)	Non-Resident Indian	1,037	19,24,974	-	-	19,24,974	2.13	19,24,974	-	19,24,974	2.13
	SATPAL KHATTAR	1	15,60,032	-	-	15,60,032	1.73	15,60,032	-	15,60,032	1.73
(j)	Foreign Nationals	2	62,232	-	-	62,232	0.07	62,232	-	62,232	0.07
(k)	Foreign Companies	1	21,000	-	-	21,000	0.02	21,000	-	21,000	0.02
(l)	Bodies Corporate	643	63,86,697	-	-	63,86,697	7.07	63,86,697	-	63,86,697	7.07
	CAPRI GLOBAL HOLDINGS PRIVATE LIMITED	1	12,00,000	-	-	12,00,000	1.33	12,00,000	-	12,00,000	1.33
(m)	Any Other	2,920	19,86,566	-	-	19,86,566	2.20	19,86,566	-	19,86,566	2.20
	Clearing Members	10	11,569	-	-	11,569	0.01	11,569	-	11,569	0.01
	Directors	3	1,26,377	-	-	1,26,377	0.14	1,26,377	-	1,26,377	0.14
	H U F	2,223	13,52,976	-	-	13,52,976	1.50	13,52,976	-	13,52,976	1.50
	Non Resident Indian Non-Repatriable	683	4,95,309	-	-	4,95,309	0.55	4,95,309	-	4,95,309	0.55
	Trusts	1	335	-	-	335	0.00	335	-	335	0.00
	Sub Total (B)(4)	1,03,111	3,15,42,895	-	-	3,15,42,895	34.92	3,15,42,895	-	3,15,42,895	34.92
	Total Public Shareholding (B) = (B)(1)+(B)(2)+(B)(3)+B(4)	1,03,231	6,52,33,901	-	-	6,52,33,901	72.22	6,52,33,901	-	6,52,33,901	72.22



Table III - Statement showing shareholding pattern of the Public shareholder

Category	Category & Name of the Shareholder	No of Shares Underlying Outstanding convertible securities (Including Warrants)	Shareholding as a % assuming full conversion of convertible Securities (as a percentage of diluted share capital)	Number of Locked in Shares		Number of Shares pledged or otherwise encumbered		Number of equity shares held in dematerialized form	Sub-categorization of shares		
				No.	As a % of total Shares held	No.	As a % of total Shares held		Shareholding (No. of shares) under		
									Sub category (i)	Sub category (iii)	Sub category (iii)
	(i)	(X)	(XI)	(XII)		(XIII)		(XIV)			
(1)	Institutions (Domestic)										
(a)	Mutual Funds	-	13.67	-	-	-	-	1,23,51,266	0	0	0
1	ADITYA BIRLA SUN LIFE TRUSTEE PRIVATE LIMITED A/C	-	5.86	-	-	-	-	52,93,121	0	0	0
2	QUANT MUTUAL FUND - QUANT ACTIVE FUND	-	5.51	-	-	-	-	49,77,936	0	0	0
3	SBI LONG TERM EQUITY FUND	-	2.24	-	-	-	-	20,24,798	0	0	0
(b)	Venture Capital Funds	-	-	-	-	-	-	-	0	0	0
(c)	Alternate Investment Funds	-	1.28	-	-	-	-	11,58,725	0	0	0
	OMAN INDIA JOINT INVESTMENT FUND II	-	1.12	-	-	-	-	10,11,103	0	0	0
(d)	Banks	-	0.01	-	-	-	-	8,115	0	0	0
(e)	Insurance Companies	-	4.54	-	-	-	-	41,00,053	0	0	0
1	LIFE INSURANCE CORPORATION OF INDIA	-	4.22	-	-	-	-	38,09,806	0	0	0
(f)	Provident Funds/Pension Funds	-	-	-	-	-	-	-	0	0	0
(g)	Asset Reconstruction Companies	-	-	-	-	-	-	-	0	0	0
(h)	Sovereign Wealth Funds	-	0.39	-	-	-	-	3,50,391	0	0	0
(i)	NBFCs registered with RBI	-	0.01	-	-	-	-	12,525	0	0	0
(j)	Other Financial Institutions	-	-	-	-	-	-	-	0	0	0
(k)	Any Other (Specify)	-	-	-	-	-	-	-			
	Sub Total (B)(1)	-	-	-	-	-	-	1,79,81,075	0	0	0
(2)	Institutions (Foreign)										
(a)	Foreign Direct Investment	-	-	-	-	-	-	-	0	0	0
(b)	Foreign Venture Capital	-	-	-	-	-	-	-	0	0	0
(c)	Sovereign Wealth Funds	-	-	-	-	-	-	-	0	0	0
(d)	Foreign Portfolio Investors Category I	-	16.98	-	-	-	-	1,53,40,627	0	0	0
1	ROUTE ONE OFFSHORE MASTER FUND, L.P.	-	4.74	-	-	-	-	42,77,269	0	0	0
2	ROUTE ONE FUND I, L.P.	-	2.64	-	-	-	-	23,81,920	0	0	0
3	MORGAN STANLEY ASIA (SINGAPORE) PTE. - ODI	-	1.06	-	-	-	-	9,56,712	0	0	0
(e)	Foreign Portfolio Investors Category II	-	0.40	-	-	-	-	3,60,153	0	0	0
(f)	Overseas Depositories (holding DRs) (balancing figure)	-	-	-	-	-	-	-	0	0	0
(g)	Any Other (Specify)	-	-	-	-	-	-	-	0	0	0
	Sub Total (B)(2)	-	17.38	-	-	-	-	1,57,00,780	0	0	0
(3)	Central Government/State Government(s)/President of India	-	-	-	-	-	-	-			
(a)	Central Government/ President of India	-	-	-	-	-	-	-	0	0	0
(b)	State Government/ Governor	-	-	-	-	-	-	-	0	0	0
(c)	Shareholding by Companies or Bodies Corporate where Central / State Government is a promoter	-	0.01	-	-	-	-	8,125	0	0	0
	Sub Total (B)(3)	-	-	-	-	-	-	8,125	0	0	0
(4)	Non-Institutions										
(a)	Associate companies / Subsidiaries	-	-	-	-	-	-	-	0	0	0
(b)	Directors and their relatives (excluding independent directors and nominee directors)	-	0.03	-	-	-	-	25,000	0	0	0
(c)	Key Managerial Personnel	-	0.01	-	-	-	-	5,096	0	0	0
(d)	Relatives of promoters (other than 'immediate relatives' of promoters disclosed under 'Promoter and Promoter Group' category)	-	-	-	-	-	-	-	0	0	0
(e)	Trusts where any person belonging to 'Promoter and Promoter Group' category is 'trustee', 'beneficiary', or 'author of the trust'	-	-	-	-	-	-	-	0	0	0




Table III - Statement showing shareholding pattern of the Public shareholder

Category	Category & Name of the Shareholder	No of Shares Underlying Outstanding convertible securities (Including Warrants)	Shareholding as a % assuming full conversion of convertible Securities (as a percentage of diluted share capital)	Number of Locked in Shares		Number of Shares pledged or otherwise encumbered		Number of equity shares held in dematerialized form	Sub-categorization of shares		
				No.	As a % of total Shares held	No.	As a % of total Shares held		Shareholding (No. of shares) under		
									Sub category (i)	Sub category (ii)	Sub category (iii)
	(I)	(X)	(XI)	(XII)		(XIII)		(XIV)			
(f)	Investor Education and Protection Fund (IEPF)	-	0.11	-	-	-	-	1,00,703	0	0	0
(g)	Resident Individuals holding nominal share capital up to Rs. 2 lakhs	-	15.93	-	-	-	-	1,42,89,014	0	0	0
(h)	Resident Individuals holding nominal share capital in excess of Rs. 2 lakhs	-	7.35	-	-	-	-	66,40,864	0	0	0
(i)	Non-Resident Indian	-	2.13	-	-	-	-	19,22,613			
	SATPAL KHATTAR	-	1.73	-	-	-	-	15,60,032	0	0	0
(j)	Foreign Nationals	-	0.07	-	-	-	-	62,232	0	0	0
(k)	Foreign Companies	-	0.02	-	-	-	-	21,000	0	0	0
(l)	Bodies Corporate	-	7.07	-	-	-	-	63,85,267	0	0	0
	CAPRI GLOBAL HOLDINGS PRIVATE LIMITED	-	1.33	-	-	-	-	12,00,000	0	0	0
(m)	Any Other	-	2.20	-	-	-	-	19,86,566			
	Clearing Members	-	0.01	-	-	-	-	11,569			
	Directors	-	0.14	-	-	-	-	1,26,377	0	0	0
	H U F	-	1.50	-	-	-	-	13,52,976	0	0	0
	Non Resident Indian Non-Repatriable	-	0.55	-	-	-	-	4,95,309			
	Trusts	-	0.00	-	-	-	-	335	0	0	0
	<b>Sub Total (B)(4)</b>	-	<b>0.00</b>	-	-	-	-	<b>3,14,38,355</b>	<b>0</b>	<b>0</b>	<b>0</b>
	<b>Total Public Shareholding (B) = (B)(1)+(B)(2)+(B)(3)+B(4)</b>	-	<b>24.92</b>	-	-	-	-	<b>65,176,485</b>	-	-	-



Details of the shareholders acting as persons in Concert including their Shareholding:			
Name of Shareholder	Name of PAC	No of shares	Holding%
<b>Total:</b>		0	0



Details of Shares which remain unclaimed may be given hear along with details such as number of	
No of Shareholders	No of shares
1,038	65,148



Table IV - Statement showing shareholding pattern of the Non Promoter - Non Public Shareholder

Category	Category & Name of the Shareholder	PAN	No of Shareholders	No of fully paid up equity shares held	No of Partly paid-up equity shares held	No of Shares Underlying Depository Receipts	Total No of Shares Held (IV+V+VI)	Shareholdin g as a % of total no of shares (A+B+C2)	Number of Voting Rights held in each class of securities				No of Shares Underlying Outstanding convertible securities (Including Warrants)	Shareholding as a % assuming full conversion of convertible Securities (as a percentage of diluted share capital)	Number of Locked in Shares		Number of Shares pledged or otherwise encumbered		Number of equity shares held in demateriali zed form
									No of Voting Rights			Total as a % of (A+B+C)			No.	As a % of total	No.	As a % of total	
									Class X	Class Y	Total								
	(I)	(II)	(III)	(IV)	(V)	(VI)	(VII)	(VIII)	(IX)				(X)	(XI)	(XII)		(XIII)		(XIV)
(1)	Custodian/DR Holder		-	-	-	-	-	-	-	-	-	-	-	-	-	-	-	-	-
(2)	Employee Benefit Trust (under SEBI(Share based Employee Benefit) Regulations 2014)		-	-	-	-	-	-	-	-	-	-	-	-	-	-	-	-	-
	Total Non-Promoter-Non Public Shareholding (C) = (C)(1)+(C)(2)		-	-	-	-	-	-	-	-	-	-	-	-	-	-	-	-	-





Table V - Statement showing shareholding pattern of the Significant Beneficiary Owner (SBO)

#	Name	Passport No. in case of a foreign national	Nationality	Details of holding/ exercise of right of the SBO in the reporting					Date of creation / acquisition of significant beneficial interest
				Shares	Voting rights	Rights on distributable dividend or any other distribution	Exercise of control	Exercise of significant influence	
1	Arun Kumar Pillai	NA	Indian	22.91	0	0			
	A Arun Kumar Pillai	NA	Indian	2.15	0	0	No	No	20-Oct-11
	B Pronomz Ventures LLP	NA	Indian	18.90	0	0	No	No	20-Oct-11
	C Karuna Business Solutions LLP	NA	Indian	1.86	0	0	No	No	20-Oct-11
2	K R Ravishankar	NA	Indian	20.62	0	0			
	A K R Ravishankar	NA	Indian	1.39	0	0	No	No	20-Oct-11
	B Pronomz Ventures LLP	NA	Indian	18.90	0	0	No	No	20-Oct-11
	C Agravanya Private Trust	NA	Indian	0.33	0	0	No	No	14-Mar-22



Table VI - Statement showing foreign ownership limits
---

	Board approved limits	Limits utilized
As on shareholding date: 15-Sep-2023	49.00	19.60
As on shareholding date 1st quarter: 30-Jun-2023	49.00	18.96
As on the end of previous 2nd quarter: 31-Mar-23	49.00	21.08
As on the end of previous 3rd quarter: 31-Dec-2022	49.00	21.24
As on the end of previous 4th quarter: 30-Sep-22	49.00	23.68



**Format of disclosure of shareholding pattern of Steriscience Specialties Private Limited**

**Pre-Shareholding pattern (Without PAN)**

1. Name of Listed Entity: **Steriscience Specialties Private Limited**
2. Scrip Code/Name of Scrip/Class of Security: Equity
3. Share Holding Pattern Filed under: Reg. 31(1)(a)/Reg. 31(1)(b)/Reg.31(1)(c)
  - a. If under 31(1)(b) then indicate the report for Quarter ending
  - b. If under 31(1)(c) then indicate date of allotment/extinguishment
4. **Declaration:** The Listed entity is required to submit the following declaration to the extent of submission of information:

	Particulars	Yes	No*
1	Whether the Listed Entity has issued any partly paid-up shares?	Yes	-
2	Whether the Listed Entity has issued any Convertible Securities or Warrants?	-	No
3	Whether the Listed Entity have any shares against which depository receipts are issued?	-	No
4	Whether the Listed Entity have any shares in locked-in?	-	No
5	Whether any shares held by promoters are pledged or otherwise encumbered?	Yes	-

\* If the Listed Entity selects the option 'No' for the questions above, the columns for the partly paid-up shares, Outstanding Convertible Securities/Warrants, depository receipts, locked-in shares, no. of shares pledged or otherwise encumbered by promoters, as applicable, shall not be displayed at the time of dissemination on the Stock Exchange website. Also, wherever there is 'No' declared by the listed Entity in the above table the values will be considered as 'Zero' by default on submission of the format of holding of specified securities.

5. The tabular format for disclosure of holding of specified securities is as follows:



T +91 80 6784 0000  
F +91 80 6784 0700

info@steri-science.com  
www.steri-science.com

Steriscience Specialties Private Limited  
(Formerly Steriscience Pharma Private Limited)  
CIN - U24304KA2020PTC137884  
Reg & Corp Off: No. 152/6 and 154/16  
Doresani Palya, Begur Hobli  
Bannerghatta Road  
Bengaluru - 560 076, India




Table I - Summary Statement showing holding of specified securities of the listed entity.

Category (I)	Category of shareholder (II)	No. of share holder (III)	No. of fully paid-up equity shares held. (IV)	No. of Partly paid-up equity shares held. (V)	No. of shares underlying Depository Receipts (VI)	Total nos. shares held. (VII) = (IV)+(V) + (VI)	Shareholding s a % of total no. of shares (calculated as per SCRR,1957) (VIII) As a % of (A+B+C2)	Number of Voting Rightsheld in each class of securities. (IX)			No. of Shares Underlying Outstanding convertible securities (including Warrants) (X)	Shareholding, as a % assuming full conversion of convertible securities (as a percentage of diluted share capital) (XI)= (VII)+(X) As a % of (A+B+C2)	Number of Locked shares (XII)		Number of Shares pledged or otherwise encumbered. (XIII)		Number of equity shares heldin dematerialized form. (XIV)	
								No. of Voting Rights		Total as a % of (A+B+ C)			No. (a)	As a % of total Shares held (b)	No.(a)	As a % of total Shares held (b)		
								Class e.g.: X	Class e.g.: Y									Tot al
(A)	Promoter & Promoter Group	1	13,546	486	-	14,032	67.23%	13,551	-	13,551	66.46%	-	67.23%	-	-	12,620	89.94%	14,032
(B)	Public	1	6,839	-	-	6,839	32.77%	6,839	-	6,839	33.54%	-	32.77%	-	-	-	-	5,190
(C)	Non-Promoter-Non-Public	-	-	-	-	-	-	-	-	-	-	-	-	-	-	-	-	-
(C1)	Shares underlying DRs	-	-	-	-	-	-	-	-	-	-	-	-	-	-	-	-	-
(C2)	Shares held by Employee Trusts	-	-	-	-	-	-	-	-	-	-	-	-	-	-	-	-	-
	Total	2	20,385	486	-	20,871	100.00%	20,390	-	20,390	100.00%	-	100.00%	-	-	12,620	60.47%	19,222

Notes -

1. Prior to effective date of the Scheme, the partly paid-up shares will be made fully paid-up.
2. Currently, Promoters hold 14,032 shares out of which 12,620 shares are pledged. Prior to effective date of the Scheme, the Promoter will transfer up-to 3,734 shares to identified non - promoters, after release of pledge, if any, on such shares.
3. Public shareholding also includes 1,649 shares under employee stock options and under other commitments which the management intends to issue before the effectiveness of the scheme.



steriscience


info@steri-science.com  
www.steri-science.com

T +91 80 6784 0000  
F +91 80 6784 0700

Steris Science Specialties Private Limited  
(Formerly Steris Science Pharma Private Limited)  
CIN - U24304KA2020PTC137884  
Reg & Corp Off: No. 152/6 and 154/16  
Doresani Palya, Begur Hobli  
Bannerghatta Road  
Bengaluru - 560 076, India

Table II - Statement showing holding of specified securities by the Promoter and Promoter Group

(I)	Category & Name of the Shareholders	Entity type Promoter Promoter Group (Promoter group would exclude promoter) (II)	No. of share holder (III)	No. of fully paid-up equity shares held. (IV)	Partly paid-up equity shares held. (V)	No. of shares underlying Depository Receipts (VI)	Total nos. shares held. (VII = IV+V+VI)	Share holding % calculated as per SCRR, 1957 As a % of (A+B+C2) (VIII)	Number of Voting Rights held in each class of securities. (IX)			No. of Shares Underlying Outstanding convertible securities (including Warrants) (X)	Shareholding as a % assuming full conversion of convertible securities (As a percentage of diluted share capital) (XI) = (VII)+(VIII) as a % of A+B+C2	Number of Locked in shares (XII)		Number of Shares pledged or otherwise encumbered. (XIII)		Number of equity shares held in dematerialized form. (XIV)	
									No. of Voting Rights					Total as a % of Total Voting rights	No. (a)	As a % of total Shares held (b)	No. (a)		As a % of total shares held (b)
									Class X	Class Y	Total								
(1)	Indian	-	-	-	-	-	-	-	-	-	-	-	-	-	-	-	-	-	
(a)	Individuals/Hindu undivided Family	-	-	-	-	-	-	-	-	-	-	-	-	-	-	-	-	-	
(b)	Central Government/ State Government(s)	-	-	-	-	-	-	-	-	-	-	-	-	-	-	-	-	-	
(c)	Financial Institution/ Banks	-	-	-	-	-	-	-	-	-	-	67.23%	-	-	-	-	-	-	
(d)	Any Other (specify)	-	1	13,546	486	-	14,032	67.23%	13,551	-	13,551	66.46%	-	67.23%	-	-	12,620	89.94%	14,032
	Tenshi Pharmaceuticals Private Limited	Promoter	-	13,546	486	-	14,032	67.23%	13,551	-	13,551	66.46%	-	67.23%	-	-	12,620	89.94%	14,032
	Sub-Total (A)(1)	-	1	13,546	486	-	-	-	-	-	-	-	-	-	-	-	-	-	
(2)	Foreign	-	-	-	-	-	-	-	-	-	-	-	-	-	-	-	-	-	
(a)	Individuals (Non-Resident Individuals/ Foreign Individuals)	-	-	-	-	-	-	-	-	-	-	-	-	-	-	-	-	-	
(b)	Government	-	-	-	-	-	-	-	-	-	-	-	-	-	-	-	-	-	
(c)	Institutions	-	-	-	-	-	-	-	-	-	-	-	-	-	-	-	-	-	
(d)	Foreign Portfolio Investors	-	-	-	-	-	-	-	-	-	-	-	-	-	-	-	-	-	
(e)	Any Other (specify)	-	-	-	-	-	-	-	-	-	-	-	-	-	-	-	-	-	
	Sub-Total (A)(2)	-	-	-	-	-	-	-	-	-	-	-	67.23%	-	-	-	12,620	89.94%	14,032
	Total Shareholding of Promoter and Promoter Group (A) = (A)(1) + (A)(2)	-	1	13,546	486	-	14,032	67.23%	13,551	-	13,551	66.46%	-	67.23%	-	-	12,620	89.94%	14,032



info@steri-science.com  
www.steri-science.com



T +91 80 6784 0000  
F +91 80 6784 0700



Sterisience Specialties Private Limited  
(Formerly Sterisience Pharma Private Limited)  
CIN - U24304KA2020PTC137884  
Reg & Corp Off: No. 152/6 and 154/16  
Doresani Palya, Begur Hobli  
Bannerghatta Road  
Bengaluru - 560 076, India

Table III - Statement showing holding of specified securities by the public shareholders.

(I) Category & Name of the Shareholders	(II) No. of shareholder	(III) No. of fully paid-up equity shares held.	(IV) Partly paid-up equity shares held.	(V) No. of shares underlying Depository Receipts	(VI = III+IV+V)	(VII) Shareholding % calculated as per SCRR, 1957 As a % of (A+B+C2)	(VIII) Number of Voting Rights held in each class of securities.				(IX) No. of Shares Underlying Outstanding convertible securities (including Warrants)	(X) Total shareholding, as a % assuming full conversion of convertible securities (as a percentage of diluted share capital)	(XI) Number of Locked shares.		(XII) Number of Shares pledged or otherwise encumbered.		(XIII) Number of equity shares held in dematerialized form.	(XIV) Sub-categorization of shares		
							No of Voting Rights			Total as a % of Total Voting rights			No. (a)	As a % of total Shares held (b)	No. (a)	As a % of total shares held (b)		Shareholding (No. of shares) under		
							Class X	Class Y	Total									Sub-category (i)	Sub-category (ii)	Sub-category (iii)
(1)	Institutions (Domestic)	-	-	-	-	-	-	-	-	-	-	-	-	-	-	-	-	-	-	-
(a)	Mutual Funds	-	-	-	-	-	-	-	-	-	-	-	-	-	-	-	-	-	-	-
(b)	Venture Capital Funds	-	-	-	-	-	-	-	-	-	-	-	-	-	-	-	-	-	-	-
(c)	Alternate Investment Funds	-	-	-	-	-	-	-	-	-	-	-	-	-	-	-	-	-	-	-
(d)	Banks	-	-	-	-	-	-	-	-	-	-	-	-	-	-	-	-	-	-	-
(e)	Insurance Companies	-	-	-	-	-	-	-	-	-	-	-	-	-	-	-	-	-	-	-
(f)	Provident / Pension Funds	-	-	-	-	-	-	-	-	-	-	-	-	-	-	-	-	-	-	-
(g)	Asset Reconstruction Companies	-	-	-	-	-	-	-	-	-	-	-	-	-	-	-	-	-	-	-
(h)	Sovereign Wealth Funds	-	-	-	-	-	-	-	-	-	-	-	-	-	-	-	-	-	-	-
(i)	NBFCs registered with RBI	-	-	-	-	-	-	-	-	-	-	-	-	-	-	-	-	-	-	-
(j)	Other Financial Institutions	-	-	-	-	-	-	-	-	-	-	-	-	-	-	-	-	-	-	-
(k)	Any Other (specify)	-	-	-	-	-	-	-	-	-	-	-	-	-	-	-	-	-	-	-
	Sub-Total B (1)	-	-	-	-	-	-	-	-	-	-	-	-	-	-	-	-	-	-	-
(2)	Institutions (Foreign)	-	-	-	-	-	-	-	-	-	-	-	-	-	-	-	-	-	-	-
(a)	Foreign Direct Investment	-	-	-	-	-	-	-	-	-	-	-	-	-	-	-	-	-	-	-









steriscience

Table IV - Statement showing holding of specified securities by the Non-Promoter Non-Public shareholders.

Annexure showing holding of specified securities by the Non-Promoter Non-Public shareholders.																		
	Category & Name of the Shareholders(I)	No. of shareholder (II)	No. of fully paid-up equity shares held (III)	Partly paid-up equity shares held (IV)	No. of shares underlying Depository Receipts (V)	Total no. shares held (VI) = III+IV+V)	Shareholding % calculated as per SCRR, 1957 As a % of (A+B+C 2)(VII)	Number of Voting Rights held in each class of securities. (VIII)				No. of Shares Underlying Outstanding convertible securities (including Warrants) (IX)	Total shareholding , as a % assuming full conversion of convertible securities (asa percentage of diluted share capital)(X)	Number of Locked in shares (XI)		Number of Shares pledged or otherwise encumbered (XII)		Number of equity sharesheld in dematerialized form. (XIII)
								No of Voting Rights			Total as a % of Total Voting rights			No. (a) As a % of total Shares held (b)		No.(a) As a % of total shares held (b)		
								Class X	Class Y	Total								
(1)	Custodian/D R Holder	-	-	-	-	-	-	-	-	-	-	-	-	-	-	-	-	-
	Sub-Total (C1)	-	-	-	-	-	-	-	-	-	-	-	-	-	-	-	-	-
(2)	Employee Benefit Trust / Employee Welfare Trust under SEBI (Share Based Employee Benefits andSweat Equity) Regulations, 2021	-	-	-	-	-	-	-	-	-	-	-	-	-	-	-	-	-
	Sub-Total (C2)	-	-	-	-	-	-	-	-	-	-	-	-	-	-	-	-	-
	Total Non-Promoter - Non-Public Shareholding (C) = (C1) +(C2)	-	-	-	-	-	-	-	-	-	-	-	-	-	-	-	-	-




info@steri-science.com  
www.steri-science.com




T +91 80 6784 0000  
F +91 80 6784 0700



Steris Science Specialties Private Limited  
(Formerly Steris Science Pharma Private Limited)  
CIN - U24304KA2020PTC137884  
Reg & Corp Off: No. 152/6 and 154/16  
Doresani Palya, Begur Hobli  
Bannerghatta Road  
Bengaluru - 560 076, India






Steris Science

Table V- Statement showing details of significant beneficial owners.

Sr. No.	Details of the SBO (I)		Date of creation/acquisition of significant beneficial interest (IV)		Details of holding/ exercise of right of the SBO in the reporting company, whether direct or indirect *(III)					Date of creation/acquisition of significant beneficial interest (IV)
	Name	Nationality	Name	Nationality	Whether by virtue of:					
					(a) Shares	(b) Voting Rights	(c) Rights on distributable dividends or any other distribution	(d) Exercise of control	(e) Exercise of significant influence	
	Arun Kumar Pillai	Indian	Tenshi Pharmaceuticals Private Limited	Indian	62.28%	62.28%	NA	NA	NA	23 June 2023




T +91 80 6784 0000  
F +91 80 6784 0700



info@steri-science.com  
www.steri-science.com



Steris Science Specialties Private Limited  
(Formerly Steris Science Pharma Private Limited)  
CIN - U24304KA2020PTC137884  
Reg & Corp Off: No. 152/6 and 154/16  
Doresani Palya, Begur Hobli  
Bannerghatta Road  
Bengaluru - 560 076, India



**Table VI - Statement showing foreign ownership limits.**

Sr. No.	Particulars	Board approved limits	Limits utilized
1	As on shareholding date	NA	NA
2	As on the end of previous 1st quarter	NA	NA
3	As on the end of previous 2nd quarter	NA	NA
4	As on the end of previous 3rd quarter	NA	NA
5	As on the end of previous 4th quarter	NA	NA




T +91 80 6784 0000  
F +91 80 6784 0700



info@steri-science.com  
www.steri-science.com



Steriscience Specialties Private Limited  
(Formerly Steriscience Pharma Private Limited)  
CIN - U24304KA2020PTC137884  
Reg & Corp Off: No. 152/6 and 154/16  
Doresani Palya, Begur Hobli  
Bannerghatta Road  
Bengaluru - 560 076, India



**Format of disclosure of shareholding pattern of Steriscience Specialties Private Limited**
**Post-Shareholding pattern (Without PAN)**

1. Name of ~~Listed~~ Entity: **Steriscience Specialties Private Limited**
2. Scrip Code/Name of Scrip/Class of Security: Equity
3. Share Holding Pattern Filed under: Reg. 31(1)(a)/Reg. 31(1)(b)/Reg.31(1)(c)
  - a. If under 31(1)(b) then indicate the report for Quarter ending
  - b. If under 31(1)(c) then indicate date of allotment/extinguishment
4. **Declaration:** The ~~Listed~~ entity is required to submit the following declaration to the extent of submission of information:

	Particulars	Yes	No*
1	Whether the <del>Listed</del> Entity has issued any partly paid-up shares?	Yes	-
2	Whether the <del>Listed</del> Entity has issued any Convertible Securities or Warrants?	-	No
3	Whether the <del>Listed</del> Entity have any shares against which depository receipts are issued?	-	No
4	Whether the <del>Listed</del> Entity have any shares in locked-in?	-	No
5	Whether any shares held by promoters are pledged or otherwise encumbered?	Yes	-

\* If the ~~Listed~~ Entity selects the option 'No' for the questions above, the columns for the partly paid-up shares, Outstanding Convertible Securities/Warrants, depository receipts, locked-in shares, no. of shares pledged or otherwise encumbered by promoters, as applicable, shall not be displayed at the time of dissemination on the Stock Exchange website. Also, wherever there is 'No' declared by the ~~listed~~ Entity in the above table the values will be considered as 'Zero' by default on submission of the format of holding of specified securities.

5. The tabular format for disclosure of holding of specified securities is as follows:



T +91 80 6784 0000  
F +91 80 6784 0700



info@steri-science.com  
www.steri-science.com



Steriscience Specialties Private Limited  
(Formerly Steriscience Pharma Private Limited)  
CIN - U24304KA2020PTC137884  
Reg & Corp Off: No. 152/6 and 154/16  
Doresani Palya, Begur Hobli  
Bannerghatta Road  
Bengaluru - 560 076, India




Table I - Summary Statement showing holding of specified securities of the listed entity.

Category (I)	Category of shareholder (II)	No. of share holder (III)	No. of fully paid-up equity shares held. (IV)	No. of Partly paid-up equity shares held. (V)	No. of shares underlying Depository Receipts (VI)	Total nos. shares held. (VII) = (IV)+(V) + (VI) (VIII)  As a % of (A+B+C2)	Shareholding as a % of total no. of shares (calculated as per SCRR,1957)   As a % of (A+B+C2)	Number of Voting Rightsheld in each class of securities. (IX)			No. of Shares Underlying Outstanding convertible securities (including Warrants) (X)	Shareholding, as a % assuming full conversion of convertible securities (as a percentage of diluted share capital)  (XI)= (VII)+(X) As a % of (A+B+C2)	Number of Locked shares (XII)		Number of Shares pledged or otherwise encumbered. (XIII)		Number of equity shares heldin dematerialized form. (XIV)	
								No. of VotingRights					Total as a % of (A+B+ C)	No.(a)	As a % of total Shares held (b)	No.(a)		As a % of total Shares held (b)
								Class e.g.: X	Class e.g.: Y	Total								
(A)	Promoter & Promoter Group	1	13,546	486	-	14,032	67.23%	13,551	-	13,551	66.46%	-	67.23%	-	-	12,620	89.94%	14,032
(B)	Public	1	6,839	-	-	6,839	32.77%	6,839	-	6,839	33.54%	-	32.77%	-	-	-	-	5,190
(C)	Non-Promoter-Non-Public	-	-	-	-	-	-	-	-	-	-	-	-	-	-	-	-	-
(C1)	Shares underlying DRs	-	-	-	-	-	-	-	-	-	-	-	-	-	-	-	-	-
(C2)	Shares held by Employee Trusts	-	-	-	-	-	-	-	-	-	-	-	-	-	-	-	-	-
	Total	2	20,385	486	-	20,871	100.00%	20,390	-	20,390	100.00%	-	100.00%	-	-	12,620	60.47%	19,222

Notes –

1. Prior to effective date of the Scheme, the partly paid-up shares will be made fully paid-up.

2. Currently, Promoters hold 14,032 shares out of which 12,620 shares are pledged. Prior to effective date of the Scheme, the Promoter will transfer up-to 3,734 shares to identified non - promoters, after release of pledge, if any, on such shares.

3. Public shareholding also includes 1,649 shares under employee stock options and under other commitments which the management intends to issue before the effectiveness of the scheme.




T +91 80 6784 0000  
F +91 80 6784 0700

info@steri-science.com  
www.steri-science.com

Sterisience Specialties Private Limited  
(Formerly Sterisience Pharma Private Limited)  
CIN - U24304KA2020PTC137884  
Reg. & Corp Off: No. 152/6 and 154/16  
Doresani Palaya, Begur Hobli  
Bannerghatta Road  
Bengaluru - 560 076, India

Table II - Statement showing holding of specified securities by the Promoter and Promoter Group

(I)	Category & Name of the Shareholders	Entity type	No. of share holder	No. of fully paid-up equity shares held.	Partly paid-up equity shares held.	No. of shares underlying Depository Receipts	Total nos. shares held.	Share holding % calculated as per SCRR, 1957	Number of Voting Rightsheld in each class of securities.				No. of Shares Underlying Outstanding convertible securities (including Warrants)	Shareholding as a % assuming full conversion of convertible securities (As a percentage of diluted share capital)	Number of Locked in shares (XII)		Number of Shares pledged or otherwise encumbered. (XIII)		Number of equity shares held in dematerialized form. (XIV)
	(II)	(Promoter group would exclude promoter)	(III)	(IV)	(V)	(VI)	(VII = IV+V+VI)	As a % of (A+B+C2) (VIII)	(IX)			(X)	(XI) = (VII)+(VIII) as a % of A+B+C2	No. (a)	As a % of total Shares held (b)	No.(a)	As a % of total shares held (b)		
									No. of Voting Rights										Total asa % of Total Voting rights
									ClassX	ClassY	Total								
(1)	Indian																		
(a)	Individuals/Hindu undivided Family	-	-	-	-	-	-	-	-	-	-	-	-	-	-	-	-	-	
(b)	Central Government/ State Government(s)	-	-	-	-	-	-	-	-	-	-	-	-	-	-	-	-	-	
(c)	Financial Institution/ Banks	-	-	-	-	-	-	-	-	-	-	-	-	-	-	-	-	-	
(d)	Any Other (specify)		1	13,546	486	-	14,032	67.23%	13,551	-	13,551	66.46%	-	67.23%	-	-	12,620	89.94%	14,032
	Tenshi Pharmaceuticals Private Limited	Promoter		13,546	486	-	14,032	67.23%	13,551	-	13,551	66.46%	-	67.23%	-	-	12,620	89.94%	14,032
	Sub-Total (A)(1)		1	13,546	486	-	14,032	67.23%	13,551	-	13,551	66.46%	-	67.23%	-	-	12,620	89.94%	14,032
(2)	Foreign																		
(a)	Individuals (Non-Resident Individuals/ Foreign Individuals)	-	-	-	-	-	-	-	-	-	-	-	-	-	-	-	-	-	
(b)	Government	-	-	-	-	-	-	-	-	-	-	-	-	-	-	-	-	-	
(c)	Institutions	-	-	-	-	-	-	-	-	-	-	-	-	-	-	-	-	-	
(d)	Foreign Portfolio Investors	-	-	-	-	-	-	-	-	-	-	-	-	-	-	-	-	-	
(e)	Any Other (specify)	-	-	-	-	-	-	-	-	-	-	-	-	-	-	-	-	-	
	Sub-Total (A)(2)	-	-	-	-	-	-	-	-	-	-	-	-	-	-	-	-	-	
	Total Shareholding of Promoter and Promoter Group (A)=(A)(1) + (A)(2)		1	13,546	486	-	14,032	67.23%	13,551	-	13,551	66.46%	-	67.23%	-	-	12,620	89.94%	14,032



info@steri-science.com  
www.steri-science.com



T +91 80 6784 0000  
F +91 80 6784 0700



Steriscience Specialties Private Limited  
(Formerly Steriscience Pharma Private Limited)  
CIN - U24304KA2020PTC137884  
Reg & Corp Off: No. 152/6 and 154/16  
Doresani Palya, Begur Hobli  
Bannerghatta Road  
Bengaluru - 560 076, India




Table II - Statement showing holding of specified securities by the Promoter and Promoter Group

(I)	Category & Name of the Shareholders	Entity type  Promoter or Promoter Group  (Promoter group would exclude promoter)  (II)	No. of share holder  (III)	No. of fully paid-up equity shares held.  (IV)	Partly paid-up equity shares held.  (V)	No. of shares underlying Depository Receipts  (VI)	Total nos. shares held.  (VII = IV+V+VI)	Share holding % calculated as per SCRR, 1957  As a % of (A+B+C2)  (VIII)	Number of Voting Rightsheld in each class of securities.  (IX)				No. of Shares Underlying Outstanding convertible securities (including Warrants)  (X)	Shareholding as a % assuming full conversion of convertible securities (As a percentage of diluted share capital)  (XI) = (VII)+(VIII) as a % of A+B+C2	Number of Locked in shares (XII)		Number of Shares pledged or otherwise encumbered. (XIII)		Number of equity shares held in dematerialized form. (XIV)
									No. of Voting Rights			Total asa % of Total Voting rights			No. (a)	As a % of total Shares held (b)	No.(a)	As a % of total shares held (b)	
									ClassX	ClassY	Total								
(1)	Indian																		
(a)	Individuals/Hindu undivided Family	-	-	-	-	-	-	-	-	-	-	-	-	-	-	-	-	-	-
(b)	Central Government/ State Government(s)	-	-	-	-	-	-	-	-	-	-	-	-	-	-	-	-	-	-
(c)	Financial Institution/ Banks	-	-	-	-	-	-	-	-	-	-	-	-	-	-	-	-	-	-
(d)	Any Other (specify)		1	13,546	486	-	14,032	67.23%	13,551	-	13,551	66.46%	-	67.23%	-	-	12,620	89.94%	14,032
	Tenshi Pharmaceuticals Private Limited	Promoter		13,546	486	-	14,032	67.23%	13,551	-	13,551	66.46%	-	67.23%	-	-	12,620	89.94%	14,032
	Sub-Total (A)(1)		1	13,546	486	-	14,032	67.23%	13,551	-	13,551	66.46%	-	67.23%	-	-	12,620	89.94%	14,032
(2)	Foreign																		
(a)	Individuals (Non-Resident Individuals/ Foreign Individuals)	-	-	-	-	-	-	-	-	-	-	-	-	-	-	-	-	-	-
(b)	Government	-	-	-	-	-	-	-	-	-	-	-	-	-	-	-	-	-	-
(c)	Institutions	-	-	-	-	-	-	-	-	-	-	-	-	-	-	-	-	-	-
(d)	Foreign Portfolio Investors	-	-	-	-	-	-	-	-	-	-	-	-	-	-	-	-	-	-
(e)	Any Other (specify)	-	-	-	-	-	-	-	-	-	-	-	-	-	-	-	-	-	-
	Sub-Total (A)(2)	-	-	-	-	-	-	-	-	-	-	-	-	-	-	-	-	-	-
	Total Shareholding of Promoter and Promoter Group (A)= (A)(1) + (A)(2)		1	13,546	486	-	14,032	67.23%	13,551	-	13,551	66.46%	-	67.23%	-	-	12,620	89.94%	14,032




info@steri-science.com  
www.steri-science.com

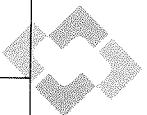


T +91 80 6784 0000  
F +91 80 6784 0700




Steriscience Specialties Private Limited  
(Formerly Steriscience Pharma Private Limited)  
CIN - U24304KA2020PTC137884  
Reg & Corp Off: No. 152/6 and 154/16  
Doresani Palya, Begur Hobli  
Bannerghatta Road  
Bengaluru - 560 076, India





steriscience

(b)	Foreign Venture Capital Investors	-	-	-	-	-	-	-	-	-	-	-	-	-	-	-	-	-	-	-
(c)	Sovereign Wealth Funds	-	-	-	-	-	-	-	-	-	-	-	-	-	-	-	-	-	-	-
(d)	Foreign Portfolio Investors Category I	-	-	-	-	-	-	-	-	-	-	-	-	-	-	-	-	-	-	-
(e)	Foreign Portfolio Investors Category II	-	-	-	-	-	-	-	-	-	-	-	-	-	-	-	-	-	-	-
(f)	Overseas Depositories (holding DRs) (Balancing figure)	-	-	-	-	-	-	-	-	-	-	-	-	-	-	-	-	-	-	-
(g)	Any Other(specify)	-	-	-	-	-	-	-	-	-	-	-	-	-	-	-	-	-	-	-
	<b>Sub-TotalB (2)</b>	-	-	-	-	-	-	-	-	-	-	-	-	-	-	-	-	-	-	-
(3)	<b>Central Government/ State Government(s)</b>	-	-	-	-	-	-	-	-	-	-	-	-	-	-	-	-	-	-	-
(a)	Central Government / Presidentof India	-	-	-	-	-	-	-	-	-	-	-	-	-	-	-	-	-	-	-
(b)	State Government /Governor	-	-	-	-	-	-	-	-	-	-	-	-	-	-	-	-	-	-	-
(c)	Shareholding by Companies Or BodiesCorporate where Central/State Governmentis a promoter	-	-	-	-	-	-	-	-	-	-	-	-	-	-	-	-	-	-	-
	<b>Sub-TotalB (3)</b>	-	-	-	-	-	-	-	-	-	-	-	-	-	-	-	-	-	-	-
(4)	<b>Non-institution</b>	-	-	-	-	-	-	-	-	-	-	-	-	-	-	-	-	-	-	-
(a)	Associate companies / Subsidiaries	-	-	-	-	-	-	-	-	-	-	-	-	-	-	-	-	-	-	-




T +91 80 6784 0000  
F +91 80 6784 0700


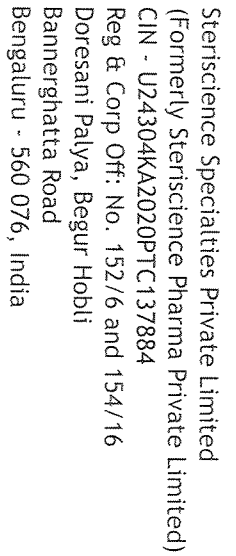
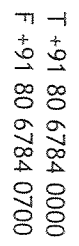
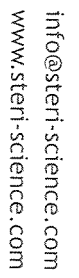



info@steri-science.com  
www.steri-science.com

Steris Science Specialties Private Limited  
(Formerly Steris Science Pharma Private Limited)  
CIN - U24304KA2020PTC137884  
Reg & Corp Off: No. 152/6 and 154/16  
Doresani Palya, Begur Hobli  
Bannerghatta Road  
Bengaluru - 560 076, India











Table IV - Statement showing holding of specified securities by the Non-Promoter Non-Public shareholders.

	Category & Name of the Shareholders (I)	No. of shareholder (II)	No. of fully paid-up equity shares held (III)	Partly paid-up equity shares held (IV)	No. of shares underlying Depository Receipts (V)	Total no. shares held (VI) = III+IV+V	Shareholding % calculated as per SCRR, 1957 As a % of (A+B+C2)(VII)	Number of Voting Rights held in each class of securities. (VIII)				No. of Shares Underlying Outstanding convertible securities (including Warrants) (IX)	Total shareholding , as a % assuming full conversion of convertible securities (as a percentage of diluted share capital)(X)	Number of Locked in shares (XI)		Number of Shares pledged or otherwise encumbered(XII)		Number of equity sharesheld in dematerialized form. (XIII)
								No of Voting Rights			Total as a % of Total Voting rights			No. (a)	As a % of total Shares held (b)	No.(a)	As a % of total shares held (b)	
								Class X	Class Y	Total								
(1)	Custodian/D R Holder	-	-	-	-	-	-	-	-	-	-	-	-	-	-	-	-	-
	Sub-Total(C1)	-	-	-	-	-	-	-	-	-	-	-	-	-	-	-	-	-
(2)	Employee Benefit Trust / Employee Welfare Trust under SEBI (Share Based Employee Benefits andSweat Equity) Regulations, 2021	-	-	-	-	-	-	-	-	-	-	-	-	-	-	-	-	-
	Sub-Total(C2)	-	-	-	-	-	-	-	-	-	-	-	-	-	-	-	-	-
	Total Non-Promoter - Non-Public Shareholding (C) = (C1) +(C2)	-	-	-	-	-	-	-	-	-	-	-	-	-	-	-	-	-




T +91 80 6784 0000  
F +91 80 6784 0700




Steris Science Specialties Private Limited  
(Formerly Steris Science Pharma Private Limited)  
CIN - U24304KA2020PTC137884  
Reg & Corp Off: No. 152/6 and 154/16  
Doresani Palya, Begur Hobli  
Bannerghatta Road  
Bengaluru - 560 076, India



info@steri-science.com  
www.steri-science.com





steriscience

Table V- Statement showing details of significant beneficial owners.

Sr. No.	Details of the SBO (I)		Date of creation/acquisition of significant beneficial interest (IV)		Details of holding/ exercise of right of the SBO in the reporting company, whether direct or indirect *(III)					Date of creation/acquisition of significant beneficial interest (IV)
	Name	Nationality	Name	Nationality	Whether by virtue of:					
					(a) Shares	(b) Voting Rights	(c) Rights on distributable dividends or any other distribution	(d) Exercise of control	(e) Exercise of significant influence	
	Arun Kumar Pillai	Indian	Tenshi Pharmaceuticals Private Limited	Indian	62.28%	62.28%	NA	NA	NA	23 June 2023




info@steri-science.com  
www.steri-science.com



T +91 80 6784 0000  
F +91 80 6784 0700



Steriscience Specialties Private Limited  
(Formerly Steriscience Pharma Private Limited)  
CIN - U24304KA2020PTC137884  
Reg & Corp Off: No. 152/6 and 154/16  
Doresani Palya, Begur Hobli  
Bannerghatta Road  
Bengaluru - 560 076, India





# steriscience

Table VI - Statement showing foreign ownership limits.

Sr. No.	Particulars	Board approved limits	Limits utilized
1	As on shareholding date	NA	NA
2	As on the end of previous 1st quarter	NA	NA
3	As on the end of previous 2nd quarter	NA	NA
4	As on the end of previous 3rd quarter	NA	NA
5	As on the end of previous 4th quarter	NA	NA




T +91 80 6784 0000  
F +91 80 6784 0700



info@steri-science.com  
www.steri-science.com



Steris Science Specialties Private Limited  
(Formerly Steris Science Pharma Private Limited)  
CIN - U24304KA2020PTC137884  
Reg & Corp Off: No. 152/6 and 154/16  
Doresani Palya, Begur Hobli  
Bannerghatta Road  
Bengaluru - 560 076, India



**Format of disclosure of shareholding pattern of Stelis Biopharma Limited**

**Pre-Shareholding pattern (Without PAN)**

1. Name of Listed Entity: Stelis Biopharma Limited
2. Scrip Code/Name of Scrip/Class of Security: Equity
3. Share Holding Pattern Filed under: Reg. 31(1)(a)/Reg. 31(1)(b)/Reg.31(1)(c)
  - a. If under 31(1)(b) then indicate the report for Quarter ending
  - b. If under 31(1)(c) then indicate date of allotment/extinguishment
4. **Declaration:** The Listed entity is required to submit the following declaration to the extent of submission of information:

	Particulars	Yes*	No*
1	Whether the Listed Entity has issued any partly paid-up shares?	Yes	-
2	Whether the Listed Entity has issued any Convertible Securities or Warrants?	-	No
3	Whether the Listed Entity have any shares against which depository receipts are issued?	-	No
4	Whether the Listed Entity have any shares in locked-in?	-	No
5	Whether any shares held by promoters are pledged or otherwise encumbered?	Yes	-

\* If the Listed Entity selects the option 'No' for the questions above, the columns for the partly paid-up shares, Outstanding Convertible Securities/Warrants, depository receipts, locked-in shares, no. of shares pledged or otherwise encumbered by promoters, as applicable, shall not be displayed at the time of dissemination on the Stock Exchange website. Also, wherever there is 'No' declared by the listed Entity in the above table the values will be considered as 'Zero' by default on submission of the format of holding of specified securities.

5. The tabular format for disclosure of holding of specified securities is as follows:





Table I - Summary Statement showing holding of specified securities of the listed entity.

Category (I)	Category of shareholder (II)	No. of share holder (III)	No. of fully paid-up equity shares held. (IV)	No. of Partly paid-up equity shares held. (V)	No. of shares underlying Depository Receipts (VI)	Total nos. shares held. (VII) = (IV)+(V) + (VI)	Shareholding as a % of total no. of shares (calculated as per SCRR, 1957) (VIII)  As a % of (A+B+C2)	Number of Voting Rightsheld in each class of securities. (IX)				No. of Shares Underlying Outstanding convertible securities (including Warrants) (X)	Shareholding, as a % assuming full conversion of convertible securities (as a percentage of diluted share capital) (XI)= (VII)+(X) As a % of (A+B+C2)	Number of Locked shares (XII)		Number of Shares pledged or otherwise encumbered. (XIII)		Number of equity shares heldin dematerialized form. (XIV)
								No. of VotingRights			Total as a % of (A+B+ C)			No. (a)	As a % of total Shares held (b)	No.(a)	As a % of total Shares held (b)	
								Class e.g.: X	Class e.g.: Y	Total								
(A)	Promoter & Promoter Group	2	1,10,63,391	15,22,694	-	12,586,085	29.93%	1,11,39,526	-	1,11,39,526	27.43%	-	29.93%	-	0%	1,06,83,391	84.88%	12,586,085
(B)	Public	14	2,94,70,569	-	-	2,94,70,569	70.07%	2,94,70,569	-	2,94,70,569	72.57%	-	70.07%	-	0%	1,10,87,706	37.62%	2,89,60,425
(C)	Non-Promoter-Non-Public	-	-	-	-	-	0%	-	-	-	0%	-	0.00	-	0%	-	0%	-
(C1)	Shares underlying DRs	-	-	-	-	-	0%	-	-	-	0%	-	0.00	-	0%	0.00	0%	0.00
(C2)	Shares held by Employee Trusts	-	-	-	-	-	0%	-	-	-	0%	-	0.00	-	0%	0.00	0%	0.00
	Total	16	40,533,960	1,522,694	-	42,056,654	100%	40,610,095	-	40,610,095	100%	-	100%	-	0%	21,771,097	51.77%	41,546,510


 AL  
 1/


**Table II - Statement showing holding of specified securities by the Promoter and Promoter Group**

Category & Name of the Shareholders  (I)	Entity type  Promoter or Promote Group  (Promoter group would exclude promoter)  (II)	No. of share holder  (IV)	No. of fully paid-up equity shares held.  (V)	Partly paid-up equity shares held.  (VI)	No. of shares underlying Depository Receipts  (VII)	Total nos. shares held.  (VIII = V+VI+VII)	Share holding % calculated as per SCRR, 1957  As a % of (A+B+C2)  (IX)	Number of Voting Rightsheld in each class of securities.  (X)				No. of Shares Underlying Outstanding convertible securities (including Warrants)  (XI)	Shareholding as a % assuming full conversion of convertible securities (As a percentage of diluted share capital)  (XII) = (VIII)+(XI) as a % of A+B+C2	Number of Locked in shares (XIII)		Number of Shares pledged or otherwise encumbered. (XIV)		Number of equity shares held in dematerialized form. (XV)	
								No. of Voting Rights			Total asa % of Total Voting rights			No. (a)	As a % of total Shares held (b)	No. (a)	As a % of total shares held (b)		
ClassX	ClassY	Total																	
(1)	Indian																		
(a)	Individuals/Hindu undivided Family		-	-	-	-	-	0%	-	-	-	0%	-	0%	-	0%	-	0.00	-
(b)	Central Government/ State Government(s)		-	-	-	-	-	0%	-	-	-	0%	-	0%	-	0%	-	0.00	-
(c)	Financial Institution/ Banks		-	-	-	-	-	0%	-	-	-	0%	-	0%	-	0%	-	0.00	-
(d)	Any Other (specify)																		
	Tenshi Pharmaceuticals Private Limited	Promoter	-	4,450,021	1,522,694	-	5,972,715	14.20%	4,526,156	-	4,526,156	11.15%	-	14.20%	-	0%	4,070,021	68.14%	5,972,715
	Karuna Business Solutions LLP	Promoter	-	6,613,370	-	-	6,613,370	15.72%	6,613,370	-	6,613,370	16.29%	-	15.72%	-	0%	6,613,370	100.00%	6,613,370
	Sub-Total (A)(I)		2	11,063,391	1,522,694	-	12,586,085	29.93%	11,139,526	-	11,139,526	27.43%	-	29.93%	-	0%	10,683,391	84.88%	12,586,085
(2)	Foreign																		
(a)	Individuals (Non-Resident Individuals/ Foreign Individuals)		-	-	-	-	-	0%	-	-	-	0%	-	0%	-	0%	-	0%	-
			-	-	-	-	-	0%	-	-	-	0%	-	0%	-	0%	-	0%	-



(b)	Government		-	-	-	-	-	0%	-	-	-	0%	-	0%	-	0%	-	0%	-
(c)	Institutions		-	-	-	-	-	0%	-	-	-	0%	-	0%	-	0%	-	0%	-
(d)	Foreign Portfolio Investors		-	-	-	-	-	0%	-	-	-	0%	-	0%	-	0%	-	0%	-
(e)	Any Other (specify)		-	-	-	-	-	0%	-	-	-	0%	-	0%	-	0%	-	0%	-
	Sub-Total (A)(2)		-	-	-	-	-	0%	-	-	-	0%	-	0%	-	0%	-	0%	-
	Total Shareholding of Promoter and Promoter Group (A) = (A)(1) + (A)(2)		2	11,063,391	1,522,694	-	12,586,085	29.93%	11,139,526	-	11,139,526	27.43%	-	29.93%	-	0%	10,683,391	84.88%	12,586,085
Details of Shares that remain unclaimed may be given here along with details such as number of shareholders, outstanding shares held in demat/unclaimed suspense account, voting rights which are frozen etc.																			
<b>Note:</b> (1) PAN would not be displayed on the website of the Stock Exchange(s). (2) The term "Encumbrance" has the same meaning as assigned under SEBI (Substantial Acquisition of Shares and Takeovers) Regulations, 2011, as amended from time to time.																			








**Stelis**  
Biopharma

Table III - Statement showing holding of specified securities by the public shareholders.

Category & Name of the Shareholders  (I)	No. of shareholder (III)	No. of fully paid-up equity shares held. (IV)	Partly paid-up equity shares held. (V)	No. of shares underlying Depository Receipts (VI)	Total no. shares held. (VII = IV+V+VI)	Shareholding % calculated as per SCRR, 1957 As a % of (A+B+C2) (VIII)	Number of Voting Rights held in each class of securities. (IX)				No. of Shares Underlying Outstanding convertible securities (including Warrants) (X)	Total shareholding, as a % assuming full conversion of convertible securities (as a percentage of diluted share capital) (XI)	Number of Locked shares. (XII)		Number of Shares pledged or otherwise encumbered. (XIII)		Number of equity shares held in dematerialized form. (XIV)	Sub-categorization of shares (XV)				
							No of Voting Rights			Total as a % of Total Voting rights								Shareholding (No. of shares) under				
							Class X	Class Y	Total													
													No. (a)	As a % of total Shares held (b)	No. (a)	As a % of total shares held (b)		Sub-category (i)	Sub-category (ii)	Sub-category (iii)		
(1)	Institutions (Domestic)																					
(a)	Mutual Funds	-	-	-	-	-	-	-	-	-	-	-	-	-	-	-	-	-	-	-	-	
(b)	Venture Capital Funds	-	-	-	-	-	-	-	-	-	-	-	-	-	-	-	-	-	-	-	-	
(c)	Alternate Investment Funds	-	-	-	-	-	-	-	-	-	-	-	-	-	-	-	-	-	-	-	-	
(d)	Banks	-	-	-	-	-	-	-	-	-	-	-	-	-	-	-	-	-	-	-	-	
(e)	Insurance Companies	-	-	-	-	-	-	-	-	-	-	-	-	-	-	-	-	-	-	-	-	
(f)	Provident / Pension Funds	-	-	-	-	-	-	-	-	-	-	-	-	-	-	-	-	-	-	-	-	
(g)	Asset Reconstruction Companies	-	-	-	-	-	-	-	-	-	-	-	-	-	-	-	-	-	-	-	-	
(h)	Sovereign Wealth Funds	-	-	-	-	-	-	-	-	-	-	-	-	-	-	-	-	-	-	-	-	
(i)	NBFCs registered with RBI	-	-	-	-	-	-	-	-	-	-	-	-	-	-	-	-	-	-	-	-	
(j)	Other Financial Institutions	-	-	-	-	-	-	-	-	-	-	-	-	-	-	-	-	-	-	-	-	
(k)	Any Other (specify)	-	-	-	-	-	-	-	-	-	-	-	-	-	-	-	-	-	-	-	-	
	Sub-Total B(1)	-	-	-	-	-	-	-	-	-	-	-	-	-	-	-	-	-	-	-	-	




Handwritten signature/initials

REGD OFF: Star I, Opp IIM Bangalore, Bilekahalli, Bannerghatta Road, Bengaluru – 560 076, India  
(Formerly Stelis Biopharma Private Limited)  
Stelis Biopharma Limited

E: info@stelis.com | W: www.stelis.com  
CIN: U74140KA2007PLC043095

Tel: +91 80 6784 0000

(2)	<b>Institutions (Foreign)</b>	3	3,355,590	-	-	3,355,590	7.98%	3,355,590	-	3,355,590	8.26%	-	-	-	0%	-	0%	3,355,590	-	-	-
(a)	Foreign Direct Investment	3	3,355,590	-	-	3,355,590	7.98%	3,355,590	-	3,355,590	8.26%	-	-	-	0%	-	0%	3,355,590	-	-	-
	Route One Fund I, L.P.	1	2,687,200	-	-	2,687,200	6.39%	2,687,200	-	2,687,200	6.62%	-	-	-	0%	-	0%	2,687,200	-	-	-
	Route One Offshore Master Fund, L.P.	1	6,60,400	-	-	6,60,400	1.57%	6,60,400	-	6,60,400	1.63%	-	-	-	0%	-	0%	6,60,400	-	-	-
(b)	Foreign Venture Capital Investors	-	-	-	-	-	0%	-	-	-	0%	-	-	-	0%	-	0%	-	-	-	-
(c)	Sovereign Wealth Funds	-	-	-	-	-	0%	-	-	-	0%	-	-	-	0%	-	0%	-	-	-	-
(d)	Foreign Portfolio Investors Category I	-	-	-	-	-	0%	-	-	-	0%	-	-	-	0%	-	0%	-	-	-	-
(e)	Foreign Portfolio Investors Category II	-	-	-	-	-	0%	-	-	-	0%	-	-	-	0%	-	0%	-	-	-	-






**Stelis**  
Biopharma


(f)	Overseas Depositories (holding DRs) (Balancing figure)	-	-	-	-	-	0%	-	-	-	0%	-	-	-	0%	-	0%	-	-	-	-
(g)	Any Other (specify)	-	-	-	-	-	0%	-	-	-	0%	-	-	-	0%	-	0%	-	-	-	-
	<b>Sub-TotalB (2)</b>	<b>3</b>	<b>3,355,590</b>	<b>-</b>	<b>-</b>	<b>3,355,590</b>	<b>7.98%</b>	<b>3,355,590</b>	<b>-</b>	<b>3,355,590</b>	<b>8.26%</b>	<b>-</b>	<b>-</b>	<b>-</b>	<b>0%</b>	<b>-</b>	<b>0%</b>	<b>3,355,590</b>	<b>-</b>	<b>-</b>	<b>-</b>
(3)	<b>Central Government/ State Government(s)</b>																0%				
(a)	Central Government / President of India	-	-	-	-	-	0%	-	-	-	0%	-	-	-	0%	-	0%	-	-	-	-
(b)	State Government / Governor	-	-	-	-	-	0%	-	-	-	0%	-	-	-	0%	-	0%	-	-	-	-
(c)	Shareholding by Companies Or Bodies Corporate where Central/State Government is a promoter	-	-	-	-	-	0%	-	-	-	0%	-	-	-	0%	-	0%	-	-	-	-
	<b>Sub-TotalB (3)</b>	<b>-</b>	<b>-</b>	<b>-</b>	<b>-</b>	<b>-</b>	<b>0%</b>	<b>-</b>	<b>-</b>	<b>-</b>	<b>0%</b>	<b>-</b>	<b>-</b>	<b>-</b>	<b>0%</b>	<b>-</b>	<b>0%</b>	<b>-</b>	<b>-</b>	<b>-</b>	<b>-</b>
(4)	<b>Non-institution</b>																				
(a)	Associate companies / Subsidiaries	-	-	-	-	-	0%	-	-	-	0%	-	-	-	0%	-	0%	-	-	-	-

*Handwritten signature*



**Stelis Biopharma Limited**  
(Formerly Stelis Biopharma Private Limited)  
REGD OFF: Star I, Opp IIM Bangalore, Bilekahalli, Bannerghatta Road, Bengaluru – 560 076, India  
E: [info@stelis.com](mailto:info@stelis.com) | W: [www.stelis.com](http://www.stelis.com)  
Tel: +91 80 6784 0000  
CIN:U74140KA2007PLC043095


(b)	Directors and their relatives (excluding independent directors and nominee directors)	-	-	-	-	-	0%	-	-	-	0%	-	-	-	0%	-	0%	-	-	-	-
(c)	Key Managerial Personnel	-	-	-	-	-	0%	-	-	-	0%	-	-	-	0%	-	0%	-	-	-	-
(d)	Relatives of promoters (other than 'immediate relatives' of promoters disclosed under 'Promoter and Promoter Group' category)	-	-	-	-	-	0%	-	-	-	0%	-	-	-	0%	-	0%	-	-	-	-
(e)	Trusts where any person belonging to 'Promoter and Promoter Group' category is 'trustee', 'beneficiary', or 'author of the trust'	-	-	-	-	-	0%	-	-	-	0%	-	-	-	0%	-	0%	-	-	-	-
(f)	Investor Education	-	-	-	-	-	0%	-	-	-	0%	-	-	-	0%	-	0%	-	-	-	-



REGD OFF: Star I, Opp IIM Bangalore, Bilekahalli, Bannerghatta Road, Bengaluru – 560 076, India

**Stellis Biopharma Limited**  
 (Formerly Stellis Biopharma Private Limited)  
 E: info@stellis.com | W: www.stellis.com  
 Tel: +91 80 6784 0000  
 CIN: U74140KA2007PLC043095

	and Protection Fund (IEPF)																			
(g)	Resident Individuals holding nominal share capital. up to Rs. 2lakhs	4	36,030	-	-	36,030	0.29%	36,030	-	36,030	0.09%	-	-	-	0%	-	0%	36,030	-	-
(h)	Resident Individuals holding nominal share capital. in excess of Rs. 2 lakhs	-	-	-	-	-	0%	-	-	-	0%	-	-	-	0%	-	0%	-	-	-
(i)	Non-Resident Indians (NRIs)	-	-	-	-	-	0%	-	-	-	0%	-	-	-	0%	-	0%	-	-	-
(j)	Foreign Nationals	-	-	-	-	-	0%	-	-	-	0%	-	-	-	0%	-	0%	-	-	-
(k)	Foreign Companies	4	11,521,095	-	-	11,521,095	27.39%	11,521,095	-	11,521,095	28.37%	-	-	-	-	0%	11,521,095	-	-	-
	Medella Holdings Pte Ltd	1	64,11,305	0	0	64,11,305	15.24%	64,11,305	-	64,11,305	15.79%	-	-	-	0%	-	0%	64,11,305	-	-
	TIMF Holdings	1	25,16,700	0	0	25,16,700	5.98%	25,16,700	-	25,16,700	6.20%	-	-	-	0%	-	0%	25,16,700	-	-
	Think India Opportunities Master Fund LP	1	8,38,900	0	0	8,38,900	1.99%	8,38,900	-	8,38,900	2.07%	-	-	-	0%	-	0%	8,38,900	-	-
	GMS Pharma (Singapore) Pte Ltd.	1	17,54,190	0	0	17,54,190	4.17%	17,54,190	-	17,54,190	4.32%	-	-	-	0%	-	0%	17,54,190	-	-
(l)	Bodies Corporate	2	12,929,220	0	0	12,929,220	30.74%	12,929,220	-	12,929,220	31.84%	-	-	-	0%	-	0%	12,929,220	-	-
	Strides Pharma Science Limited	1	11,089,320	0	0	11,089,320	26.37%	11,089,320	-	11,089,320	27.31%	-	-	-	0%	-	0%	11,089,320	-	-
	Arco Lab Private Limited	1	1,839,900	0	0	1,839,900	4.37%	1,839,900	-	1,839,900	4.53%	-	-	-	0%	-	0%	1,839,900	-	-
(m)	Any Other (specify)	1	1,628,634	-	-	1,628,634	3.87%	1,628,634	-	1,628,634	4.01%	-	-	-	0%	-	0%	-	-	-
	Shivanand Shankar Manekar HUF	1	1,118,490	-	-	1,118,490	2.66%	1,118,490	-	1,118,490	2.75%	-	-	-	0%	-	0%	1,118,490	-	-
	ESOP Pool and Other Commitments	-	5,10,144	-	-	5,10,144	1.21%	5,10,144	-	5,10,144	1.26%	-	-	-	-	-	0%	-	-	-
	Sub-Total(B)(4)	14	26,114,979	-	-	26,114,979	62.30%	26,114,979	-	26,114,979	64.31%	-	-	-	0%	-	0%	-	-	-
	Total Public Shareholding (B) = (B)(1)+(B)(2)+(B)(3) + B(4)	16	29,470,569	-	-	29,470,569	70.07%	29,470,569	-	29,470,569	72.57%	-	-	-	0%	-	0%	29,470,569	-	-



<p><b>Details of the shareholders acting as persons in Concert including their Shareholding (No. and %):</b></p>
<p><b>Details of Shares that remain unclaimed may be given here along with details such as number of shareholders, outstanding shares held in demat/unclaimed suspense account, voting rights which are frozen etc.</b></p>
<p><b>Note:</b></p> <p>(1) PAN would not be displayed on website of Stock Exchange(s).</p> <p>(2) The above format needs to be disclosed along with the names of the shareholders holding 1% or more than 1% of shares of the listed entity. Column no. (XIII) is not applicable in the above format.</p> <p>(3) W.r.t. the information pertaining to Depository Receipts, the same may be disclosed in the respective columns to the extent information available and the balance to be disclosed as held by custodian.</p> <p>(4) Categorization and disclosure of each shareholder category should be carried out in the order prescribed in the above format. If a shareholder is falling under more than one category, then the same shall be classified in the category falling first in the order prescribed in the above format. Shareholding under any of the categories shall be unique and will not be duplicated under multiple categories.</p> <p>(5) Sub-categorization of shares under column no. (XV) will be based on shareholding (no. of shares) under the following sub-categories:</p> <p>(i) Shareholders who are represented by a nominee Director on the board of the listed entity or have the right to nominate a representative (i.e. Director) on the board of the listed entity.</p> <p>(ii) Shareholders who have entered into a shareholder agreement with the listed entity.</p> <p>(iii) Shareholders acting as persons in concert with promoters.</p>





Table IV - Statement showing holding of specified securities by the Non-Promoter Non-Public shareholders.

	Category & Name of the Shareholders (I)	No. of shareholder (III)	No. of fully paid-up equity shares held (IV)	Partly paid-up equity shares held (V)	No. of shares underlying Depository Receipts (VI)	Total no. shares held (VII = IV+V+VI )	Shareholding % calculated as per SCRR, 1957 As a % of (A+B+C2) (VIII)	Number of Voting Rights held in each class of securities. (IX)				No. of Shares Underlying Outstanding convertible securities (including Warrants) (X)	Total shareholding , as a % assuming full conversion of convertible securities (asa percentage of diluted share capital)(XI)	Number of Locked in shares (XII)		Number of Shares pledged or otherwise encumbered (XIII)		Number of equity sharesheld in dematerialized form. (XIV)
								No of Voting Rights			Total as a % of Total Voting rights			No. (a)	As a % of total Shares held (b)	No.(a)	As a % of total shares held (b)	
								Class X	Class Y	Total								
(1)	Custodian/D R Holder	-	-	-	-	-	0%	-	-	-	0%	-	0%	-	0%	-	0%	-
	Sub-Total(C1)	-	-	-	-	-	0%	-	-	-	0%	-	0%	-	0%	-	0%	-
(2)	Employee Benefit Trust / Employee Welfare Trust under SEBI (Share Based Employee Benefits andSweat Equity) Regulations, 2021	-	-	-	-	-	0%	-	-	-	0%	-	0%	-	0%	-	0%	-
	Sub-Total(C2)	-	-	-	-	-	0%	-	-	-	0%	-	0%	-	0%	-	0%	-
	Total Non-Promoter - Non-Public Shareholding	-	-	-	-	-	0%	-	-	-	0%	-	0%	-	0%	-	0%	-



REGD OFF: Star I, Opp IIM Bangalore, Bilekahalli, Bannerghatta Road, Bengaluru – 560 076, India

Steels Biopharma Limited

(Formerly Steels Biopharma Private Limited)

E: info@steels.com | W: www.steels.com

Tel: +91 80 6784 0000

CIN:U74140KA2007PLC043095

$$(C) = (C1) + (C2)$$

*Al*



(Formerly Steiris Biopharma Private Limited)

ru - 560 076, India

Tel: +91 80 6784 0000

E: [info@stelis.com](mailto:info@stelis.com) | W: [www.stelis.com](http://www.stelis.com)

CIN:U74140KA2007PLC043095




**Table V- Statement showing details of significant beneficial owners.**

	Details of the registered owner (II)				Details of holding/ exercise of right of the SBO in the reporting company, whether direct or indirect* (III)					Date of creation/ acquisition of significant beneficial interest# (IV)
	Name	Nationality	Name	Nationality	Whether by virtue of:					
					(a) Shares	(b) Voting Rights	(c) Rights on distributable dividends or any other distribution	(d) Exercise of control	(e) Exercise of significant influence	
	Arun Kumar Pillai	Indian	Tenshi Pharmaceuticals Private Limited	Indian	9.99%	9.99%	NA	NA	NA	09 September 2021
	Arun Kumar Pillai	Indian	Karuna Business Solutions LLP	Indian	0.89%	0.89%	NA	NA	NA	09 September 2021



Table VI - Statement showing foreign ownership limits.

	Board approved limits	Limits utilized
As on the shareholding date	NA	NA
As on the end of the previous 1st quarter	NA	NA
As on the end of the previous 2nd quarter	NA	NA
As on the end of the previous 3rd quarter	NA	NA
As on the end of previous 4th quarter	NA	NA



**Format of disclosure of shareholding pattern of Stelis Biopharma Limited**

**Post Scheme Shareholding Pattern (Without PAN)**

1. Name of Listed Entity: Stelis Biopharma Limited
2. Scrip Code/Name of Scrip/Class of Security: Equity
3. Share Holding Pattern Filed under: Reg. 31(1)(a)/Reg. 31(1)(b)/Reg.31(1)(c)
  - a. If under 31(1)(b) then indicate the report for Quarter ending
  - b. If under 31(1)(c) then indicate date of allotment/extinguishment
4. **Declaration:** The Listed entity is required to submit the following declaration to the extent of submission of information:

	Particulars	Yes*	No*
1	Whether the Listed Entity has issued any partly paid-up shares?	Yes	-
2	Whether the Listed Entity has issued any Convertible Securities or Warrants?	-	No
3	Whether the Listed Entity have any shares against which depository receipts are issued?	-	No
4	Whether the Listed Entity have any shares in locked-in?	Yes	-
5	Whether any shares held by promoters are pledged or otherwise encumbered?	Yes	-

\* If the Listed Entity selects the option 'No' for the questions above, the columns for the partly paid-up shares, Outstanding Convertible Securities/Warrants, depository receipts, locked-in shares, no. of shares pledged or otherwise encumbered by promoters, as applicable, shall not be displayed at the time of dissemination on the Stock Exchange website. Also, wherever there is 'No' declared by the Listed Entity in the above table the values will be considered as 'Zero' by default on submission of the format of holding of specified securities.


5. The tabular format for disclosure of holding of specified securities is as follows:



Table I - Summary Statement showing holding of specified securities of the listed entity.


Category (I)	Category of shareholder (II)	No. of share holder (III)	No. of fully paid-up equity shares held. (IV)	No. of Partly paid-up equity shares held. (V)	No. of shares underlying Depository Receipts (VI)	Total nos. shares held. (VII) = (IV)+(V) + (VI) (VIII)	Shareholding as a % of total no. of shares (calculated as per SCRR, 1957)  As a % of (A+B+C2)	Number of Voting Rights held in each class of securities. (IX)				No. of Shares Underlying Outstanding convertible securities (including Warrants) (X)	Shareholding, as a % assuming full conversion of convertible securities (as a percentage of diluted share capital) (XI)= (VII)+(X) As a % of (A+B+C2)	Number of Locked shares (XII)		Number of Shares pledged or otherwise encumbered. (XIII)		Number of equity shares held in dematerialized form. (XIV)
								No. of Voting Rights			Total as a % of (A+B+C)			No. (a)	As a % of total Shares held (b)	No.(a)	As a % of total Shares held (b)	
								Class e.g.: X	Class e.g.: Y	Total								
(A)	Promoter & Promoter Group	11	41,475,878	-	-	41,475,878	38.22%	41,475,878	-	41,475,878	38.22%	0	-	14,425,985	34.78%	10,683,391	25.76%	41,475,878
(B)	Public	1,03,247	67,051,203	-	-	67,051,203	61.78%	67,051,203	-	66,901,203	61.78%	0	-	16,541,349	15.24%	-	-	64,042,824
(C)	Non-Promoter-Non-Public	-	-	-	-	-	-	-	-	-	-	-	-	-	-	-	-	-
(C1)	Shares underlying DRs	-	-	-	-	-	-	-	-	-	-	-	-	-	-	-	-	-
(C2)	Shares held by Employee Trusts	-	-	-	-	-	-	-	-	-	-	-	-	-	-	-	-	-
	Total	1,03,258	108,527,081	0	0	108,527,081	100%	108,527,081	0	108,527,081	100%	0	-	30,967,334	28.53%	-	-	105,518,702

The above shareholding pattern would be adjusted for fractional entitlement, if any. The fractional entitlement would be dealt with as provided in the Scheme of Arrangement in compliance with SEBI Master Circular SEBI/HOC/POD-2/P/CIR/2023/93 dated June 20, 2023  
 "for the purpose of computing public shareholders, we have added all public shareholders as on 15<sup>th</sup> September 2023



**Table II – Statement showing holding of specified securities by the Promoter and Promoter Group**

(I)	Category & Name of the Shareholders	Entity type  Promoter or Promote Group  (Promoter group would exclude promoter)  (II)	No. of share holder  (III)	No. of fully paid-up equity shares held.  (IV)	Partly paid-up equity shares held.  (V)	No. of shares underlying Depository Receipts  (VI)	Total nos. shares held.  (VII = IV+V+VI)	Share holding % calculated as per SCRR, 1957  As a % of (A+B+C2)  (VIII)	Number of Voting Rightsheld in each class of securities.  (IX)				No. of Shares Underlying Outstanding convertible securities (including Warrants)  (X)	Shareholding as a % assuming full conversion of convertible securities (As a percentage of diluted share capital)  (XI) = (VII)+(X) as a % of A+B+C2	Number of Locked in shares (XII)		Number of Shares pledged or otherwise encumbered. (XIII)		Number of equity shares held in dematerialize d form. (XIV)
									No. of Voting Rights			Total asa % of Total Voting rights			No. (a)	As a % of total Shares held (b)	No.(a)	As a % of total shares held (b)	
									ClassX	ClassY	Total								
(1)	Indian																		
(a)	Individuals/Hindu undivided Family																		
	Arun Kumar Pillai	Promoter	1	970,499	-	-	970,499	0.89%	970,499	-	970,499	0.89%	-	-	-	-	-	-	970,499
	Aditya Arun Kumar	Promoter Group	1	29,211	-	-	29,211	0.03%	29,211	-	29,211	0.03%	-	-	-	-	-	-	29,211
	Hemalatha Pillai	Promoter Group	1	33,380	-	-	33,380	0.03%	33,380	-	33,380	0.03%	-	-	-	-	-	-	33,380
	Padmakumar Karunakaran Pillai	Promoter Group	1	93,243	-	-	93,243	0.09%	93,243	-	93,243	0.09%	-	-	-	-	-	-	93,243
	Rajitha Gopalakrishna	Promoter Group	1	30,000	-	-	30,000	0.03%	30,000	-	30,000	0.03%	-	-	-	-	-	-	30,000
	Sajitha Pillai	Promoter Group	1	47,500	-	-	47,500	0.04%	47,500	-	47,500	0.04%	-	-	-	-	-	-	47,500
	Vineetha Mohanakumar Pillai	Promoter Group	1	95,000	-	-	95,000	0.09%	95,000	-	95,000	0.09%	-	-	-	-	-	-	95,000
(b)	Central Government/ State Government(s)		-	-	-	-	-	-	-	-	-	-	-	-	-	-	-	-	-
(c)	Financial Institution/ Banks		-	-	-	-	-	-	-	-	-	-	-	-	-	-	-	-	-
(d)	Any Other Body Corporate		-	-	-	-	-	-	-	-	-	-	-	-	-	-	-	-	-
	Tenshi Pharmaceuticals Private Limited	Promoter	1	21,574,185	-	-	21,574,185	19.88%	2,15,74,185	-	2,15,74,185	19.88%	-	-	5,972,715	27.68%	4,070,021	18.87%	21,574,185
	Karuna Business Solutions LLP	Promoter	1	8,225,895	-	-	8,225,895	7.58%	8,225,895	-	8,225,895	7.58%	-	-	6,613,370	80.40%	6,613,370	80.40%	8,225,895
	Arco Lab Private Limited	Promoter Group	1	1,839,900	-	-	1,839,900	1.70%	1,839,900	-	1,839,900	1.70%	-	-	1,839,900	100.00%	-	-	1,839,900
	Pronomz Ventures LLP	Promoter Group	1	8,537,066	-	-	8,537,066	7.87%	8,537,066	-	8,537,066	7.87%	-	-	-	-	-	-	8,537,066
	Sub-Total (A)(1)		11	41,475,878	0	0	41,475,878	38.22%	41,475,878	-	41,475,878	38.22%	0	0	14,425,985	34.86%	10,683,391	25.82%	41,475,878



(2)	Foreign																		
(a)	Individuals (Non-Resident Individuals/ Foreign		-	-	-	-	-	-	-	-	-	-	-	-	-	-	-	-	-
(b)	Government		-	-	-	-	-	-	-	-	-	-	-	-	-	-	-	-	-
(c)	Institutions		-	-	-	-	-	-	-	-	-	-	-	-	-	-	-	-	-
(d)	Foreign Portfolio Investors		-	-	-	-	-	-	-	-	-	-	-	-	-	-	-	-	-
(e)	Any Other (specify)		-	-	-	-	-	-	-	-	-	-	-	-	-	-	-	-	-
	Sub-Total (A)(2)		-	-	-	-	-	-	-	-	-	-	-	-	-	-	-	-	-
	Total Shareholding of Promoter and Promoter Group (A) = (A)(1) + (A)(2)	11	41,475,878	0	0	41,475,878	38.22%	41,475,878	0	41,475,878	38.22%	0	0	14,425,985	34.78%	10,683,391	25.76%	41,475,878	
Details of Shares that remain unclaimed may be given here along with details such as number of shareholders, outstanding shares held in dema/unclaimed suspense account, voting rights which are frozen etc.																			
Note: (1) PAN would not be displayed on the website of the Stock Exchange(s). The term "Encumbrance" has the same meaning as assigned under SEBI (Substantial Acquisition of Shares and Takeovers) Regulations, 2011, as amended from time to time.																			






Table III - Statement showing holding of specified securities by the public shareholders.

Category & Name of the Shareholders  (I)	No. of share holder  (II)	No. of fully paid-up equity shares held.  (III)	Partly paid-up equity shares held.  (IV)	No. of shares underlying Depository Receipts  (V)	Total no. shares held. (VII = IV+V+V)	Shareholding % calculated as per SCRR, 1957 As a % of (A+B+C2)  (VII)	Number of Voting Rightsheld in each class of securities. (VIII)				No. of Shares Underlying Outstanding convertible securities (including Warrants)  (IX)	Total shareholding, as a % assuming full conversion of convertible securities (as a percentage of diluted share capital)  (X)	Number of Locked shares.  (XI)		Number of Shares pledged or otherwise encumbered.  (XII)		Number of equity shares held in dematerialized form.  (XIII)	Sub-categorization of shares  (XIV)			
							No of Voting Rights			Total as a % of Total Voting rights			Shareholding (No. of shares) under		Sub-category  (i)	Sub-category  (ii)		Sub-category  (iii)			
							Class X	Class Y	Total				No. (a)	As a % of total Shares held (b)					No. (a)	As a % of total shares held (b)	
(1)	Institutions (Domestic)																				
(a)	Mutual Funds	4	6,175,633	-	-	6,175,633	5.69%	6,175,633	-	6,175,633	5.69%	-	-	-	-	-	-	6,175,633	-	-	-
	Aditya Birla Sun Life Trustee Private Limited	1	2,646,561	-	-	2,646,561	2.44%	2,646,561	-	2,646,561	2.44%	-	-	-	-	-	-	2,646,561	-	-	-
	Quant Mutual Fund – Quant Active Fund	1	2,488,968	-	-	2,488,968	2.29%	2,488,968	-	2,488,968	2.29%	-	-	-	-	-	-	2,488,968	-	-	-
(b)	Venture Capital Funds	-	-	-	-	-	-	-	-	-	-	-	-	-	-	-	-	-	-	-	-
(c)	Alternate Investment Funds	3	579,363	-	-	579,363	0.53%	579,363	-	579,363	0.53%	-	-	-	-	-	-	579,363	-	-	-
(d)	Banks	7	4,571	-	-	4,571	0.00%	4,571	-	4,571	0.00%	-	-	-	-	-	-	4,571	-	-	-
(e)	Insurance Companies	3	2,050,027	-	-	2,050,027	1.89%	2,050,027	-	2,050,027	1.89%	-	-	-	-	-	-	2,050,027	-	-	-
	Life Insurance Corporation of India	1	1,904,903	-	-	1,904,903	1.76%	1,904,903	-	1,904,903	1.76%	-	-	-	-	-	-	1,904,903	-	-	-
(f)	Provident / Pension Funds	-	-	-	-	-	-	-	-	-	-	-	-	-	-	-	-	-	-	-	-
(g)	Asset Reconstruction Companies	-	-	-	-	-	-	-	-	-	-	-	-	-	-	-	-	-	-	-	-




(h)	Sovereign Wealth Funds	2	175,196	-	-	175,196	0.16%	175,196	-	175,196	0.16%	-	-	-	-	-	-	175,196	-	-	-
(i)	NBFCs registered with RBI	2	6,263	-	-	6,263	0.01%	6,263	-	6,263	0.01%	-	-	-	-	-	-	6,263	-	-	-
(j)	Other Financial Institutions	-	-	-	-	-	-	-	-	-	-	-	-	-	-	-	-	-	-	-	-
(k)	Any Other (specify)	-	-	-	-	-	-	-	-	-	-	-	-	-	-	-	-	-	-	-	-
	<b>Sub-Total B(1)</b>	<b>21</b>	<b>8,991,051</b>	<b>0</b>	<b>0</b>	<b>8,991,051</b>	<b>8.28%</b>	<b>8,991,051</b>	<b>0</b>	<b>8,991,051</b>	<b>8.28%</b>	<b>0</b>	<b>0</b>	<b>0</b>	<b>0</b>	<b>0</b>	<b>0</b>	<b>8,991,051</b>	<b>0</b>	<b>0</b>	<b>0</b>
(2)	<b>Institutions (Foreign)</b>																				
(a)	Foreign Direct Investment	3	7,163,541	-	-	7,163,541	6.60%	7,163,541	-	7,163,541	6.60%	-	-	3,355,590	46.84%	-	-	7,163,541	-	-	-
	Route One Fund I, L.P.	1	4,825,835	-	-	4,825,835	4.45%	4,825,835	-	4,825,835	4.45%	-	-	2,687,200	55.68%	-	-	4,825,835	-	-	-
	Route One Offshore Master Fund, L.P.	1	1,851,360	-	-	1,851,360	1.71%	1,851,360	-	1,851,360	1.71%	-	-	664,000	35.67%	-	-	1,851,360	-	-	-
(b)	Foreign Venture Capital Investors	-	-	-	-	-	-	-	-	-	-	-	-	-	-	-	-	-	-	-	-
(c)	Sovereign Wealth Funds	-	-	-	-	-	-	-	-	-	-	-	-	-	-	-	-	-	-	-	-
(d)	Foreign Portfolio Investors Category I	89	3,862,363	-	-	3,862,363	3.56%	3,862,363	-	3,862,363	3.56%	-	-	-	-	-	-	3,862,363	-	-	-
(e)	Foreign Portfolio Investors Category II	6	180,077	-	-	180,077	0.17%	180,077	-	180,077	0.17%	-	-	-	-	-	-	180,077	-	-	-







(f)	Overseas Depositories (holding DRs) (Balancing figure)	-	-	-	-	-	-	-	-	-	-	-	-	-	-	-	-	-	-	-	
(g)	Any Other(specify)	-	-	-	-	-	-	-	-	-	-	-	-	-	-	-	-	-	-	-	
	Sub-TotalB (2)	98	11,205,980	0	0	11,205,980	10.33%	11,205,980	0	11,205,980	10.33%	0	0	3,355,590	46.84%	0	0	11,205,980	0	0	0
(3)	Central Government/ State Government(s)																				
(a)	Central Government / President of India	-	-	-	-	-	-	-	-	-	-	-	-	-	-	-	-	-	-	-	
(b)	State Government /Governor	-	-	-	-	-	-	-	-	-	-	-	-	-	-	-	-	-	-	-	
(c)	Shareholding by Companies Or BodiesCorporate where Central/State Government is a promoter	1	4,063	-	-	4,063	0.00%	4,063	0	4,063	0.00%	-	-	-	-	-	-	4,063	-	-	-
	Sub-TotalB (3)	1	4,063	0	0	4,063	0.00%	4,063	0	4,063	0.00%	0	0	0	0	0	0	4,063	0	0	0
(4)	Non-institution																				
(a)	Associate companies / Subsidiaries	-	-	-	-	-	-	-	-	-	-	-	-	-	-	-	-	-	-	-	



(b)	Directors and their relatives (excluding independent directors and nominee directors)	-	-	-	-	-	-	-	-	-	-	-	-	-	-	-	-	-	-	-
(c)	Key Managerial Personnel	-	-	-	-	-	-	-	-	-	-	-	-	-	-	-	-	-	-	-
(d)	Relatives of promoters (other than 'immediate relatives' of promoters disclosed under 'Promoter and Promoter Group' category)	-	-	-	-	-	-	-	-	-	-	-	-	-	-	-	-	-	-	-
(e)	Trusts where any person belonging to 'Promoter and Promoter Group' category is 'trustee', 'beneficiary', or 'author of the trust'	-	-	-	-	-	-	-	-	-	-	-	-	-	-	-	-	-	-	-
(f)	Investor Education	1	50,352	-	-	50,352	0.05%	50,352	-	50,352	0.05%	-	-	-	-	-	50,352	-	-	-



	and Protection Fund (IEPF)																				
(g)	Resident Individuals holding nominal share capital. up to Rs. 2lakhs	98,432	7,377,066	-	-	7,377,066	6.80%	7,377,066	-	7,377,066	6.80%	-	-	36,030	0.49%	-	-	7,377,066	-	-	-
(h)	Resident Individuals holding nominal share capital. in excess ofRs. 2 lakhs	85	9,605,239	-	-	9,605,239	8.85%	9,605,239	-	9,605,239	8.85%	-	-	-	-	-	-	9,605,239	-	-	-
(i)	Non- Resident Indians (NRIs)	1037	962,487	-	-	962,487	0.89%	962,487	-	962,487	0.89%	-	-	-	-	-	-	962,487	-	-	-
(j)	Foreign Nationals	2	31,116	-	-	31,116	0.03%	31,116	-	31,116	0.03%	-	-	-	-	-	-	31,116	-	-	-
(k)	Foreign Companies	5	19,394,445	-	-	19,394,445	17.87%	19,394,445	-	19,394,445	17.87%	-	-	11,521,095	59.40%	-	-	19,394,445	-	-	-
	Medella Holdings Pte Ltd	1	14,274,155	-	-	14,274,155	13.15%	14,274,155	-	14,274,155	13.15%	-	-	6,411,305	44.92%	-	-	14,274,155	-	-	-
	TIMF Holdings	1	2,516,700	-	-	2,516,700	2.32%	2,516,700	-	2,516,700	2.32%	-	-	2,516,700	100%	-	-	2,51700	-	-	-
	GMS Pharma (Singapore) Pte Ltd.	1	1,754,190	-	-	1,754,190	1.62%	1,754,190	-	1,754,190	1.62%	-	-	1,754,190	100%	-	-	1,754,190	-	-	-
(l)	Bodies Corporate	646	4,372,443	-	-	4,372,443	4.03%	4,372,443	-	4,372,443	4.03%	-	-	-	-	-	-	4,372,443	-	-	-
(m)	Any Other (specify)	2,918	5,056,964	-	-	5,056,964	4.66%	5,056,964	-	5,056,964	4.66%	-	-	1,628,634	32.21%	-	-	5,056,964	-	-	-
	Shivanand Shankar Mankekar HUF	1	1,118,490	-	-	1,118,490	1.03%	1,118,490	-	1,118,490	1.03%	-	-	1,118,490	100%	-	-	1,118,490	-	-	-
	ESOP Pool and Other commitments	-	3,008,379	-	-	3,008,379	2.77%	3,008,379	-	3,008,379	2.77%	-	-	5,10,144	16.96%	-	-	3,008,379	-	-	-
	Sub-Total (B)(4)	1,03,127	46,850,110	-	-	46,850,110	43.17%	46,850,110	-	46,850,110	43.17%	-	-	13,149,729	91.61%	-	-	46,850,110	-	-	-
	Total Public Shareholding (B) = (B)(1)+ (B)(2)+ (B)(3) + B(4)	1,03,247	67,051,203	0	0	67,051,203	61.78%	67,051,203	0	67,051,203	61.78%	0	0	30,967,334	28.53%	0	0	67,051,203	0	0	0
*The Post-Scheme of Arrangement shareholding pattern for (Stelis/ Resulting Company) as on September 15, 2023, is on an indicative basis and subject to rounding -off differences/ fractional adjustments. The actual Post-Scheme shareholding pattern upon the effectiveness of the Scheme of Arrangement may vary.																					



**Stelis Biopharma Limited**  
(Formerly Stelis Biopharma Private Limited)  
REGD OFF: Star I, Opp IIM Bangalore, Bilekahalli, Bannerghatta Road, Bengaluru – 560 076, India  
Tel: +91 80 6784 0000

E: [info@stelis.com](mailto:info@stelis.com) | W: [www.stelis.com](http://www.stelis.com)  
CIN:U74140KA2007PLC043095

Details of the shareholders acting as persons in Concert including their Shareholding (No. and %):
Details of Shares that remain unclaimed may be given here along with details such as number of shareholders, outstanding shares held in demat/unclaimed suspense account, voting rights which are frozen etc.
<p><b>Note:</b></p> <p>(1) PAN would not be displayed on website of Stock Exchange(s).</p> <p>(2) The above format needs to be disclosed along with the names of the shareholders holding 1% or more than 1% of shares of the <del>listed</del> entity. Column no. (XIII) is not applicable in the above format.</p> <p>(3) W.r.t. the information pertaining to Depository Receipts, the same may be disclosed in the respective columns to the extent information available and the balance to be disclosed as held by custodian.</p> <p>(4) Categorization and disclosure of each shareholder category should be carried out in the order prescribed in the above format. If a shareholder is falling under more than one category, then the same shall be classified in the category falling first in the order prescribed in the above format. Shareholding under any of the categories shall be unique and will not be duplicated under multiple categories.</p> <p>(5) Sub-categorization of shares under column no. (XV) will be based on shareholding (no. of shares) under the following sub-categories:</p> <p>(i) Shareholders who are represented by a nominee Director on the board of the <del>listed</del> entity or have the right to nominate a representative (i.e. Director) on the board of the <del>listed</del> entity.</p> <p>(ii) Shareholders who have entered into a shareholder agreement with the <del>listed</del> entity.</p> <p>(iii) Shareholders acting as persons in concert with promoters.</p>





Table IV - Statement showing holding of specified securities by the Non-Promoter Non-Public shareholders.

	Category & Name of the Shareholders(I)	No. of shareholder (III)	No. of fully paid-up equity shares held (IV)	Partly paid-up equity shares held (V)	No. of shares underlying Depository Receipts (VI)	Total no. shares held (VII = IV+V+VI)	Shareholding % calculated as per SCRR, 1957 As a % of (A+B+C2) (VIII)	Number of Voting Rightsheld in each class of securities. (IX)				No. of Shares Underlying Outstanding convertible securities (including Warrants) (X)	Total shareholding , as a % assuming fullconversion of convertible securities (asa percentage of diluted share capital)(XI)	Number of Locked in shares (XII)		Number of Shares pledged or otherwise encumbered(XIII)		Number of equity shares held in dematerialized form. (XIV)
								No of Voting Rights			Total as a %of Total Voting rights			No. (a)	As a %of total Shares held (b)	No.(a)	As a %of total shares held (b)	
								ClassX	ClassY	Total								
(1)	Custodian/D R Holder	-	-	-	-	-	0%	-	-	-	0%	-	0%	-	0%	-	0%	-
	Sub-Total(C1)	-	-	-	-	-	0%	-	-	-	0%	-	0%	-	0%	-	0%	-
(2)	Employee Benefit Trust / EmployeeWelfare Trustunder SEBI (Share BasedEmployee Benefits andSweat Equity)Regulations, 2021	-	-	-	-	-	0%	-	-	-	0%	-	0%	-	0%	-	0%	-
	Sub-Total(C2)	-	-	-	-	-	0%	-	-	-	0%	-	0%	-	0%	-	0%	-
	Total Non-Promoter - Non-Public Shareholding	-	-	-	-	-	0%	-	-	-	0%	-	0%	-	0%	-	0%	-



$$(C) = (C1) + (C2)$$


**Stelis Biopharma Limited**  
(Formerly Stelis Biopharma Private Limited)

CIN:U74140KA2007PLC043095

**Table V- Statement showing details of significant beneficial owners.**

Sr. No.	Details of the registered owner (II)				Details of holding/ exercise of right of the SBO in the reporting company, whether direct or indirect * (III)					Date of creation/ acquisition of significant beneficial interest# (IV)
	Name	Nationality	Name	Nationality	Whether by virtue of:					
					(a) Shares	(b) Voting Rights	(c) Rights on distributable dividends or any other distribution	(d) Exercise of control	(e) Exercise of significant influence	
1	Arun Kumar Pillai	Indian	Tenshi Pharmaceuticals Private Limited	Indian	16.96%	16.96%	NA	NA	NA	09 September 2021
2	Arun Kumar Pillai	Indian	Karuna Business Solutions LLP	Indian	7.58%	7.58%	NA	NA	NA	09 September 2021
3	Arun Kumar Pillai	Indian	Arco Lab Private Limited	Indian	0.23%	0.23%	NA	NA	NA	11 August 2021
4	Arun Kumar Pillai	Indian	Pronomz Ventures LLP	Indian	7.87%	7.87%	NA	NA	NA	Effective date of the scheme



**Table VI - Statement showing foreign ownership limits.**

	Board approved limits	Limits utilized
As on shareholding date	NA	NA
As on the end of previous 1st quarter	NA	NA
As on the end of previous 2nd quarter	NA	NA
As on the end of previous 3rd quarter	NA	NA
As on the end of previous 4th quarter	NA	NA

