



Amarnath Kamath & Associates Chartered Accountants

Auditors' Report

The Board of Directors
Strides Shasun Limited
Bangalore

We have audited the attached Balance sheet of **Strides Pharma International Limited** a subsidiary of **Strides Shasun Limited (SSL)**, as at March 31, 2016 and the related Statement of Profit and Loss for the year ended on that date, annexed thereto, together referred to as 'Financial Statements'.

These Financial Statements have been prepared by the management of SSL based on the Management reporting package of the Company prepared under United Kingdom Generally Accepted Accounting Principles (IFRS).

Based on our audit and according to the additional information and explanations furnished to us, we report that:

- We have obtained all the information and explanations which to the best of our knowledge and belief were necessary for the purposes of our audit of the Financial Statements.
- These financial statements set out the information required in Schedule III of the Companies Act, 2013 for the purpose of consolidation of Group accounts.
- In our opinion, necessary adjustments have been made by the management of SAL to ensure that the Financial Statements:
 - comply with the Accounting Standards referred to in section 133 of the Indian Companies Act, 2013 and
 - are fit for consolidation into Strides Shasun Limited.

**For Amarnath Kamath & Associates
Chartered Accountants**

Date **May 12, 2016**
Place **Bangalore**


V. Narayanan, FCA - 219265

Partner, Firm Registration No. 000099S_K



'GAREWEL HOUSE', Muniswamappa Layout, 6th Cross, Opp. TOTAL Mall, Off HAL Airport Road,
Bangalore 560 017. Phone: 91 80 25264700

Chennai Branch: "Sri Ramanuja Bhavanam", Plot No. 28, VGP Selva Nagar II Main Road, Vellacherry,
Chennai -- 600 042. Mobile -- 7200002123 | Email: vn@amarnathkamath.com


Strides Pharma International Limited
BALANCE SHEET AS AT MARCH 31, 2016

<u>Schedule</u>	<u>Mar-16</u> <u>USD</u>	<u>Mar-15</u> <u>USD</u>	<u>Mar-16</u> <u>INR</u>	<u>Mar-15</u> <u>INR</u>	
A . EQUITY AND LIABILITIES					
1. Shareholders' funds					
a) Share capital	1	438,000	438,000	29,019,690	27,375,000
b) Reserves and Surplus	2	59,758,163	60,624,765	3,959,277,059	3,789,047,785
		<u>60,196,163</u>	<u>61,062,765</u>	<u>3,988,296,749</u>	<u>3,816,422,785</u>
2. Share application money pending allotment		-	-	-	-
3. Minority Interest		-	-	-	-
4. Non Current Liabilities					
a) Long Term borrowing	3	-	-	-	-
b) Deferred Tax liabilities (Net)		-	-	-	-
c) Other Long Term Liabilities	4	-	-	-	-
d) Long Term Provisions	5	-	-	-	-
		<u>-</u>	<u>-</u>	<u>-</u>	<u>-</u>
5. Current Liabilities					
a) Short Term borrowing	6	2,838,749	-	188,081,346	-
b) Trade Payables	7	19,993	17,981	1,324,630	1,123,824
c) Other Current Liabilities	8	-	53,237,181	-	3,327,323,829
d) Short Term Provisions	9	1,686,540	3,847	111,741,708	240,438
		<u>4,545,282</u>	<u>53,259,009</u>	<u>301,147,683</u>	<u>3,328,688,091</u>
Total of Liabilities		<u>64,741,445</u>	<u>114,321,774</u>	<u>4,289,444,433</u>	<u>7,145,110,876</u>
B . ASSETS					
1 . NON CURRENT ASSETS					
a. Fixed Assets					
i) Tangible Assets	10	-	-	-	-
ii) Intangible Assets		-	-	-	-
iii) Capital Work in Progress		-	-	-	-
iv) Intangible Assets Under Development		-	-	-	-
v) Fixed Assets held for Sale		-	-	-	-
		<u>-</u>	<u>-</u>	<u>-</u>	<u>-</u>
b. Non Current Investments	11	51,383,062	115,173,062	3,404,384,758	7,198,316,375
c. Deferred Tax Assets (Net)	12	-	-	-	-
d. Long Term Loans and Advances	13	-	-	-	-
e. Other Non Current Assets	14	-	-	-	-
		<u>51,383,062</u>	<u>115,173,062</u>	<u>3,404,384,758</u>	<u>7,198,316,375</u>
2 . CURRENT ASSETS					
a Current investments	15	-	-	-	-
b Inventories	16	-	-	-	-
c Trade receivables	17	-	-	-	-
d Cash and cash equivalents	18	36,270	22,993	2,403,045	1,437,088
e Short-term loans and advances	19	13,322,114	(874,281)	882,656,630	(54,642,586)
f Other current assets	20	-	-	-	-
		<u>13,358,383</u>	<u>(851,288)</u>	<u>885,059,675</u>	<u>(53,205,499)</u>
Total of Assets		<u>64,741,445</u>	<u>114,321,774</u>	<u>4,289,444,433</u>	<u>7,145,110,876</u>

Date May 12, 2016
Place Bangalore

As per Report of Even Date
For Amarnath Kamath & Associates
Chartered Accountants

V. Narayanan, FCA -219265
Partner, FRN-000099S




Strides Pharma International Limited
PROFIT & LOSS ACCOUNT

Particulars	Schedule	For the period ended			
		Mar-16 USD	Mar-15 USD	Mar-16 INR	Mar-15 INR
A . CONTINUING OPERATIONS					
1. Revenue from Operations (Gross)	21	-	-	-	-
Less: Excise Duty	21	-	-	-	-
Revenue from Operations Net		-	-	-	-
2. Expenses					
a. Cost of Materials consumed	22.1	-	-	-	-
b. Purchases of Stock in Trade	22.2	-	-	-	-
c. Changes in inventories of finished goods, work-in-progress and stock-in-trade	22.3	-	-	-	-
d. Employee benefits expense	23	-	-	-	-
f. Other expenses	24	217,517	265,596	14,271,428	16,254,472
Total Expenses		217,517	265,596	14,271,428	16,254,472
3. Earnings before exceptional items, extraordinary items, interest, tax, depreciation and amortisation (EBITDA) (1 - 2)		-217,517	-265,596	-14,271,428	-16,254,472
4. Finance Cost	25	2,212	1,257	145,119	76,912
5. Depreciation and amortisation expense	10	-	-	-	-
6. Other Income	26	210,489	116,529	13,810,317	7,131,575
7. Profit / (Loss) before exceptional and extraordinary items and tax (3 - 4- 5 + 6)		-9,240	-150,324	-606,230	-9,199,809
8. Exceptional Items		1,300,000	-68,393,280	85,293,823	-4,185,668,750
8. Profit / (Loss) before tax (7 – 8)		-1,309,240	68,242,957	-85,900,054	4,176,468,941
9. Tax Expense					
a Current tax expense for current year		1,682,693	3,847	110,402,553	235,436
b (Less): MAT credit (where applicable)		-	-	-	-
c Current tax expense relating to prior years		-	-	-	-
d Net current tax expense		1,682,693	3,847	110,402,553	235,436
e Deferred tax		-	-	-	-
		1,682,693	3,847	110,402,553	235,436
10. Profit / (Loss) from continuing operations (11 + 12)		-2,991,933	68,239,110	-196,302,607	4,176,233,505

As per Report of Even Date
For Amarnath Kamath & Associates
Chartered Accountants

Date May 12, 2016
Place Bangalore


V. Narayanan, FCA -219265
Partner, FRN-000099S



Strides Pharma International Limited

Schedules forming part of the Consolidated Balance Sheet

	<u>Mar-16</u> <u>USD</u>	<u>Mar-15</u> <u>USD</u>	<u>Mar-16</u> <u>INR</u>	<u>Mar-15</u> <u>INR</u>
SCHEDULE 1				
SHARE CAPITAL				
1. Authorised				
a) Equity				-
b) Preference				-
2. Issued, subscribed and paid-up				
a) Equity	438,000	438,000	29,019,690	27,375,000
a) Preference	-	-	-	-
Total	438,000	438,000	29,019,690	27,375,000
SCHEDULE 2				
RESERVES AND SURPLUS				
1. General Reserve				
Opening Balance	-	-	-	-
Add: Exchange Gain/(Loss) on Opening Balance	-	-	-	-
Add: Transfer from Profit and loss account	-	-	-	-
Closing Balance	-	-	-	-
2. Capital Reserve				
Opening Balance	-	-	-	-
Add: Transfer from Profit and loss account	-	-	-	-
Closing Balance	-	-	-	-
3. Securities Premium Account				
Opening Balance	-	-	-	-
Add: Premium on Shares issued during the year	-	-	-	-
Add: Transfer on account of merger	715,093	-	-	-
Add: Exchange Gain/(Loss) on Opening Balance	-	-	-	-
Less : Utilisation during the Year	-	-	-	-
Closing Balance	715,093	-	-	-
4. Profit & Loss Account				
Opening Balance	60,624,765	1,385,655	3,519,419,140	-93,933,835
Add:				
Exchange Gain/(Loss) on Pre Acquisition Profits	-	-	497,274,636	-380,530
Transfer on account of merger	1,410,238	-	93,435,299	-
Profit/(Loss) for the Year	-2,991,933	68,239,110	-196,302,607	4,176,233,505
Less:				
Proposed Dividend Equity Share Holders	-	9,000,000	-	562,500,000
Proposed Dividend Preference Share Holders	-	-	-	-
Tax on dividend	-	-	-	-
Transferred to :				
General Reserve	-	-	-	-
Capital Redemption reserve	-	-	-	-
Debenture Redemption reserve	-	-	-	-
Other reserves (Details)	-	-	-	-
Exchange Rate Differentials on Appropriations	-	-	-	-
Closing Balance	59,043,069.45	60,624,764.56	3,913,826,468.19	3,519,419,140.28
5. Other Reserves (Please Specify and Link it from TB)				
	-	-	-	-
6. Exchange reserve (on consolidation)				
	-	-	45,450,591	269,628,645
Total	59,758,163	60,624,765	3,959,277,059	3,789,047,785



NON CURRENT LIABILITIES

Long Term Borrowings 3

Secured

a) Term Loans from Banks	-	-	-	-
b) Term Loans From Financial institutions	-	-	-	-
c) Loans and advances from related parties	-	-	-	-
d) Deposits	-	-	-	-
e) Long-term maturities of finance lease obligations	-	-	-	-
f) Other loans and advances	-	-	-	-
	<hr/>	<hr/>	<hr/>	<hr/>

Unsecured

a) Term Loans from Banks	-	-	-	-
b) Term Loans From other parties	-	-	-	-
c) Loans and advances from related parties	-	-	-	-
d) Deposits	-	-	-	-
e) Long-term maturities of finance lease obligations	-	-	-	-
f) Other loans and advances	-	-	-	-
	<hr/>	<hr/>	<hr/>	<hr/>

Total

-	-	-	-
<hr/>	<hr/>	<hr/>	<hr/>

Other Long Term Liabilities 4

a) Trade Payables:	-	-	-	-
b) Others:	-	-	-	-
(i) Payables on purchase of fixed assets	-	-	-	-
(ii) Contractually reimbursable expenses	-	-	-	-
(iii) Interest accrued but not due on borrowings	-	-	-	-
(iv) Interest accrued on trade payables	-	-	-	-
(v) Interest accrued on others	-	-	-	-
(vi) Trade / security deposits received	-	-	-	-
(vii) Advances from customers	-	-	-	-
(viii) Income received in advance (Unearned revenue)	-	-	-	-
(ix) Others (specify nature)	-	-	-	-
	<hr/>	<hr/>	<hr/>	<hr/>

Total

-	-	-	-
<hr/>	<hr/>	<hr/>	<hr/>

Long Term Provisions 5

a) Provision for employee benefits:	-	-	-	-
(i) Provision for compensated absences	-	-	-	-
(ii) Provision for gratuity	-	-	-	-
(iii) Provision for Deferred Employee Compensation	-	-	-	-
(iv) Provision for other defined benefit plans	-	-	-	-
(v) Provision for other employee benefits	-	-	-	-
(b) Provision - Others:	-	-	-	-
(i) Provision for expenses long term	-	-	-	-
(ii) Other Long Term provisions	-	-	-	-
(iii) Provision for warranty	-	-	-	-
(iv) Provision for estimated losses on onerous contracts	-	-	-	-
(v) Provision for other contingencies	-	-	-	-
(vi) Provision - others (give details)	-	-	-	-
	<hr/>	<hr/>	<hr/>	<hr/>

Total

-	-	-	-
<hr/>	<hr/>	<hr/>	<hr/>

Short Term Borrowings 6

Secured

a) Loans repayable on demand from Banks	-	-	-	-
b) Loans repayable on demand from Financial Institutions	-	-	-	-
c) Loans and advances from related parties	-	-	-	-
d) Deposits	-	-	-	-
f) Other loans and advances	-	-	-	-
	<hr/>	<hr/>	<hr/>	<hr/>

Unsecured


a) Loans repayable on demand from Banks	-	-	-	-
b) Loans repayable on demand from Other parties	-	-	-	-
c) Loans and advances from related parties	2,838,749	-	188,081,346	-
d) Deposits	-	-	-	-
f) Other loans and advances	-	-	-	-
	<hr/>	<hr/>	<hr/>	<hr/>
	2,838,749	-	188,081,346	-

Total

2,838,749	-	188,081,346	-
<hr/>	<hr/>	<hr/>	<hr/>

Trade Payables 7

Acceptances	-	-	-	-
Other than Acceptances	19,993	17,981	1,324,630	1,123,824
	<hr/>	<hr/>	<hr/>	<hr/>
	19,993	17,981	1,324,630	1,123,824



Other Current Liabilities 8

(a) Current maturities of long-term debt	-	-	-	-
(b) Current maturities of finance lease obligations	-	-	-	-
(c) Interest accrued but not due on borrowings	-	-	-	-
(d) Interest accrued and due on borrowings	-	-	-	-
(e) Income received in advance (Unearned revenue)	-	-	-	-
(f) Unclaimed dividends	-	-	-	-
(g) Other payables	-	-	-	-
(i) Statutory remittances	-	-	-	-
(ii) Payables on purchase of fixed assets	-	-	-	-
(iii) Contractually reimbursable expenses	-	-	-	-
(iv) Interest accrued on trade payables	-	-	-	-
(v) Interest accrued on others	-	-	-	-
(vi) Trade / security deposits received	-	53,237,181	-	3,327,323,829
(vii) Advances from customers	-	-	-	-
(viii) Others (specify nature)	-	-	-	-
	-	<u>53,237,181</u>	-	<u>3,327,323,829</u>

Short Term Provisions 9

(a) Provision for employee benefits:				
(i) Provision for bonus	-	-	-	-
(ii) Provision for compensated absences	-	-	-	-
(iii) Provision for gratuity	-	-	-	-
(iv) Provision for post-employment medical benefits	-	-	-	-
(v) Provision for other defined benefit plans	-	-	-	-
(vi) Provision for other employee benefits (give details)	-	-	-	-
(b) Provision - Others:				
(i) Provision for tax (net of advance tax)	1,686,540	3,847	111,741,708	240,438
(ii) Provision for premium payable on redemption of bonds	-	-	-	-
(iii) Provision for estimated loss on derivatives	-	-	-	-
(iv) Provision for warranty	-	-	-	-
(v) Provision for estimated losses on onerous contracts	-	-	-	-
(vi) Provision for other contingencies	-	-	-	-
(vii) Provision for proposed equity dividend	-	-	-	-
(viii) Provision for proposed preference dividend	-	-	-	-
(ix) Provision for tax on proposed dividends	-	-	-	-
(x) Provision - others (give details)	-	-	-	-
	<u>1,686,540</u>	<u>3,847</u>	<u>111,741,708</u>	<u>240,438</u>


Amount due to Related companies 10

Intra Group Other Liabilities Elimination	-	-	-	-
Intra group loans payable	-	-	-	-

1. NON CURRENT ASSETS

Long Term Loans and Advances 13

(a) Capital advances				
Secured, considered good	-	-	-	-
Unsecured, considered good	-	-	-	-
Doubtful	-	-	-	-
Less: Provision for doubtful advances	-	-	-	-
(b) Security deposits				
Secured, considered good	-	-	-	-
Unsecured, considered good	-	-	-	-
Doubtful	-	-	-	-
Less: Provision for doubtful deposits	-	-	-	-
(c) Loans and advances to related parties				
Secured, considered good	-	-	-	-
Unsecured, considered good	-	-	-	-
Doubtful	-	-	-	-
Less: Provision for doubtful loans and advances	-	-	-	-
(d) Loans and advances to employees				
Secured, considered good	-	-	-	-
Unsecured, considered good	-	-	-	-
Doubtful	-	-	-	-
Less: Provision for doubtful loans and advances	-	-	-	-
(e) Prepaid expenses - Unsecured, considered good	-	-	-	-
(f) Advance income tax (net of provisions)	-	-	-	-
(h) Balances with government authorities				
Unsecured, considered good	-	-	-	-
(i) CENVAT credit receivable	-	-	-	-
(ii) VAT credit receivable	-	-	-	-
(iii) Service Tax credit receivable	-	-	-	-
(iv) Others	-	-	-	-
(i) Other loans and advances (specify nature)				
Secured, considered good	-	-	-	-
Unsecured, considered good	-	-	-	-
Doubtful	-	-	-	-
Less: Provision for other doubtful loans and advances	-	-	-	-
Total	-	-	-	-



Other Non Current Assets 14

(a) Long-term trade receivables				
Secured, considered good	-	-	-	-
Unsecured, considered good	-	-	-	-
Doubtful	-	-	-	-
Less: Provision for doubtful trade receivables	-	-	-	-
(b) Unamortised expenses				
(i) Ancillary borrowing costs	-	-	-	-
(ii) Share issue expenses (where applicable)	-	-	-	-
(iii) Discount on shares (where applicable)	-	-	-	-
(c) Accruals				
(i) Interest accrued on deposits	-	-	-	-
(ii) Interest accrued on investments	-	-	-	-
(iii) Interest accrued on trade receivables	-	-	-	-
(d) Others				
(i) Insurance claims	-	-	-	-
(ii) Receivables on sale of fixed assets	-	-	-	-
(iii) Contractually reimbursable expenses	-	-	-	-
(iv) Others (specify nature)	-	-	-	-

2. CURRENT ASSETS**Inventories 16**

(a) Raw materials	-	-	-	-
Goods-in-transit	-	-	-	-
(b) Work-in-progress	-	-	-	-
Goods-in-transit	-	-	-	-
(c) Finished goods (other than those acquired for trading)	-	-	-	-
Goods-in-transit	-	-	-	-
(d) Stock-in-trade (acquired for trading)	-	-	-	-
Goods-in-transit	-	-	-	-
(e) Stores and spares	-	-	-	-
Goods-in-transit	-	-	-	-
(f) Loose tools	-	-	-	-
Goods-in-transit	-	-	-	-
(g) Others (Specify nature)	-	-	-	-
Goods-in-transit	-	-	-	-

Trade Receivables 17


Trade receivables outstanding for a period exceeding six months from the date they were due for payment				
Secured, considered good	-	-	-	-
Unsecured, considered good	-	-	-	-
Doubtful	-	-	-	-
Less: Provision for doubtful trade receivables	-	-	-	-
Other Trade receivables				
Secured, considered good	-	-	-	-
Unsecured, considered good	-	-	-	-
Doubtful	-	-	-	-
Less: Provision for doubtful trade receivables	-	-	-	-
Total				

Cash and Bank Balances 18**Cash and Cash Equivalents**

(a) Cash on hand	-	-	-	-
(b) Cheques, drafts on hand	-	-	-	-
(c) Balances with banks				
(i) In current accounts	36,270	22,993	2,403,045	1,437,088
(ii) In EEFC accounts	-	-	-	-
(iii) In deposit accounts	-	-	-	-
(iv) In earmarked accounts	-	-	-	-
- Unpaid dividend accounts	-	-	-	-
- Unpaid matured deposits	-	-	-	-
- Unpaid matured debentures	-	-	-	-
- Share application money received for allotment of securities and due for refund	-	-	-	-
- Other earmarked accounts	-	-	-	-
(d) Others (specify nature)	-	-	-	-

Bank Balances

- Balances held as margin money or security against borrowings, g	-	-	-	-
Total	36,270	22,993	2,403,045	1,437,088




Short Term Loans and Advances 19

(a) Security deposits				
Secured, considered good	-	-	-	-
Unsecured, considered good	-	-	-	-
Doubtful	-	-	-	-
Less: Provision for doubtful deposits	-	-	-	-
(b) Loans and advances to related parties				
Secured, considered good	-	-	-	-
Unsecured, considered good	13,250,383	-888,286	877,904,110	-55,517,903
Doubtful	-	-	-	-
Less: Provision for doubtful loans and advances	-	-	-	-
(d) Loans and advances to employees				
Secured, considered good	-	-	-	-
Unsecured, considered good	-	-	-	-
Doubtful	-	-	-	-
Less: Provision for doubtful loans and advances	-	-	-	-
(e) Prepaid expenses - Unsecured, considered good	-	-	-	-
(f) Advance income tax (net of provisions)	-	-	-	-
(h) Balances with government authorities				
Unsecured, considered good				
(i) CENVAT credit receivable	-	-	-	-
(ii) VAT credit receivable	71,731	14,005	4,752,520	875,316
(iii) Service Tax credit receivable	-	-	-	-
(iv) Others	-	-	-	-
(i) Other loans and advances (specify nature)				
Secured, considered good	-	-	-	-
Unsecured, considered good	-	-	-	-
Doubtful	-	-	-	-
Less: Provision for other doubtful loans and advances	-	-	-	-
Total	13,322,114	-874,281	882,656,630	-54,642,586

Other Current Assets 20

(a) Unbilled Revenue	-	-	-	-
(b) Unamortised expenses				
(i) Ancillary borrowing costs	-	-	-	-
(ii) Share issue expenses (where applicable)	-	-	-	-
(iii) Discount on shares (where applicable)	-	-	-	-
(iv) Other Deferred Expenses	-	-	-	-
(c) Accruals				
(i) Interest accrued but not received /Interest receivable	-	-	-	-
(ii) Interest accrued on investments	-	-	-	-
(iii) Interest accrued on trade receivables	-	-	-	-
(d) Others				
(i) Insurance claims	-	-	-	-
(ii) Receivables on sale of fixed assets	-	-	-	-
(iii) Contractually reimbursable expenses	-	-	-	-
(iv) Others (specify nature)	-	-	-	-



Strides Pharma International Limited

Schedules forming part of the Consolidated Profit & Loss account

	For the year ended			
	<u>31-Mar-16</u>	<u>31-Mar-15</u>	<u>31-Mar-16</u>	<u>31-Mar-15</u>
	<u>USD</u>	<u>USD</u>	<u>INR</u>	<u>INR</u>
<u>Revenue From Operations 21</u>				
Sale of products	-	-	-	-
Sale of Services	-	-	-	-
Other Operating Revenue	-	-	-	-
Less: Excise duty	-	-	-	-
Revenue from Operations	-	-	-	-
<u>Other Income 26</u>				
Exchange fluctuation gain (net)	3,454	8,545	226,601	522,944
Dividend Income	-	-	-	-
Net gain on sale of Investments	-	0	-	0
Profit on Sale / Disposal of assets	-	-	-	-
Interest Income	122,925	106,591	8,065,205	6,523,379
Other Non Operating Income	84,110	1,393	5,518,510	85,252
Total	210,489	116,529	13,810,317	7,131,575

Cost Of Materials Consumed 22.1


Cost of Materials Consumed				
Opening stock	-	-	-	-
Opening stock - Exchange Differentials	-	-	-	-
Purchases	-	-	-	-
Closing stock	-	-	-	-
Closing stock - Exchange Differential	-	-	-	-
Total	-	-	-	-

INCREASE / (DECREASE) IN STOCK 22.3

i) Opening stock				
Work in process	-	-	-	-
Stock In Trade	-	-	-	-
Finished goods	-	-	-	-
ii) Closing stock				
Work in process	-	-	-	-
Stock In Trade	-	-	-	-
Finished goods	-	-	-	-
iii) Exchange Rate Difference on Stock Items				
Total	-	-	-	-

Employee Benefit Expenses 23

Salaries and wages	-	-	-	-
Contribution to provident and other funds	-	-	-	-
Expense on employee stock option (ESOP) scheme	-	-	-	-
Staff welfare expenses	-	-	-	-
Total	-	-	-	-



Other Expenses 24

Power, fuel & water	-	-	-	-
Consumables	-	-	-	-
Conversion & Processing charges	-	-	-	-
Excise duty paid	-	-	-	-
Freight & forwarding	-	-	-	-
Rent	-	-	-	-
Rates & taxes	786	931	51,573	57,003
Communication charges	-	-	-	-
Repairs & maintenance	-	-	-	-
- Buildings	-	-	-	-
- Machinery	-	-	-	-
- Others	-	-	-	-
Insurance	-	-	-	-
Traveling & conveyance	-	-	-	-
Advertisement & Selling expenses	-	-	-	-
Commission on sales	-	-	-	-
Legal and Professional fees	75,075	57,609	4,925,701	3,525,651
Other expenses	129,727	194,906	8,511,481	11,928,234
Cost of product rights transferred	-	-	-	-
Provision for doubtful debts	-	-	-	-
Exchange fluctuation Loss (Net of Gains)	11,929	12,150	782,673	743,584
Total	217,517	265,596	14,271,428	16,254,472

Finance Cost 25

Bank charges & commission	2,212	1,257	145,119	76,912
Interest on Borrowings	-	-	-	-
Interest on Trade Payable	-	-	-	-
Other Interest Cost	-	-	-	-
Other Borrowing Cost	-	-	-	-
Total	2,212	1,257	145,119	76,912

